


## AC/DC Medical Power Supply

## TPP 150A-J Series, 150 Watt

- Open frame 150 W power supply with JST connection in 2.0" x 4.0" package
- Certification according to IEC/EN/ES 60601-1 3rd edition for 2×MOPP
- Low leakage current <75 µA rated for BF applications
- Risk management process according to ISO 14971 including risk management file
- Acceptance criteria for electronic assemblies acc. to IPC-A-610 Level 3
- Active power factor correction >0.95
- Protection class I and II prepared
- Operating up to 5000 m altitude
- Ready to meet ErP directive, <0.3 W no load power consumption
- 5 year product warranty



Encased version with screw terminal connection see TPP 150 Series



[www.tracopower.com/overview/tpp150](http://www.tracopower.com/overview/tpp150)

The TPP 150A-J series of 150 Watt AC/DC open frame power supplies feature a reinforced double I/O isolation system according to latest medical safety standards (60601-1 3rd edition, 2 × MOPP). The earth leakage current is below 75 µA which makes the units suitable for BF (body floating) applications. The excellent efficiency of up to 92% allows a high power density for the standard 2.0" x 4.0" packaging format. The full load operating temperature range is -25°C to +55°C while it goes up to 80°C with 50% load derating. The EMC characteristic is dedicated for applications in industrial and domestic fields. High reliability is provided by the use of industrial quality grade components and an excellent thermal management. It makes the products an ideal solution for medical devices and for demanding safety and space critical applications.

Models				
Order code	Output voltage	Output current max. natural convection	Output current max. forced air cooling	Efficiency typ.
TPP 150-112A-J	12 VDC (10.8 - 13.2 VDC)	8.34 A	12.5 A	91 %
TPP 150-115A-J	15 VDC (13.5 - 16.5 VDC)	7.34 A	10 A	92 %
TPP 150-124A-J	24 VDC (21.6 - 26.4 VDC)	4.59 A	6.25 A	92 %
TPP 150-128A-J	28 VDC (25.2 - 30.8 VDC)	3.93 A	5.36 A	92 %
TPP 150-136A-J	36 VDC (32.4 - 39.6 VDC)	3.06 A	4.17 A	92 %
TPP 150-148A-J	48 VDC (43.2 - 52.8 VDC)	2.09 A	3.13 A	92 %

### Input Specifications

Input voltage range	– AC range (universal input) – DC range	85 – 264 VAC 120 – 370 VDC
Input frequency		47 – 63 Hz
Input current at full load	– at 115 VAC / 230 VAC	1.7 A max. / 0.8 A max.
Input protection		T 3.15 A / 250 VAC (internal fuse)
Input inrush current	– at 230 VAC	60 A max.
Zero load power consumption		0.3 W max. (acc. ErP directive)
Power factor		0.95 min.

### Output Specifications

Voltage set accuracy		±1%
Output voltage adjustment		±10% (by trim potentiometer)
Regulation	– Input variation (Vin min. to Vin max.) – Load variation (0 to 100%)	0.2% max. 0.5% max.
Minimum load		not required
Temperature coefficient		0.02 %/K max.
Hold-up time	– Vin = 115 VAC	16 ms min.
Start-up time		1 s max.
Rise time		20 ms typ.
Ripple and noise (20 MHz bandwidth)	12 Vout models: 15 Vout models: 24 Vout models: 28 Vout models: 36 Vout models: 48 Vout models:	120 mVp-p typ. w. cap. 1µF/25V 1206 X7R MLCC 150 mVp-p typ. w. cap. 1µF/25V 1206 X7R MLCC 220 mVp-p typ. w. cap. 1µF/50V 1206 X7R MLCC 220 mVp-p typ. w. cap. 1µF/50V 1206 X7R MLCC 250 mVp-p typ. w. cap. 1µF/50V 1206 X7R MLCC 250 mVp-p typ. w. cap. 0.1µF/100V 1206 X7R MLCC
Overvoltage protection		115 – 135% of nominal Vout
Overload protection		115 – 150% Iout typ.
Short circuit protection		Hiccup mode, continuous (automatic recovery)
Transient response	– Peak deviation (25% load step change) – Recovery time	3% max. 500 µs typ.
Fan power supply	– Temperature-sensitive speed control	12 VDC / 500 mA max.
Capacitive load	12 Vout models: 15 Vout models: 24 Vout models: 28 Vout models: 36 Vout models: 48 Vout models:	10'400 µF max. 6'600 µF max. 2'600 µF max. 1'900 µF max. 1'150 µF max. 650 µF max.

### General Specifications

Temperature ranges	– Operating temperature – Storage temperature	–25°C to +80°C (with derating, see page 3) –40°C to +80°C
Storage temperature		–40°C to +85°C
Humidity (non condensing)		5 – 95 % rel. H.
Altitude during operation		5000 m max.
Switching frequency (at 230 VAC)		60 kHz typ. (pulse frequency modulation)
Isolation voltage (60 s) (2 × MOPP insulation)	– Input to Output – Input/Output to Case	4000 VAC 2000 VAC
Isolation resistance (at 500 VDC)		100 MOhm min.

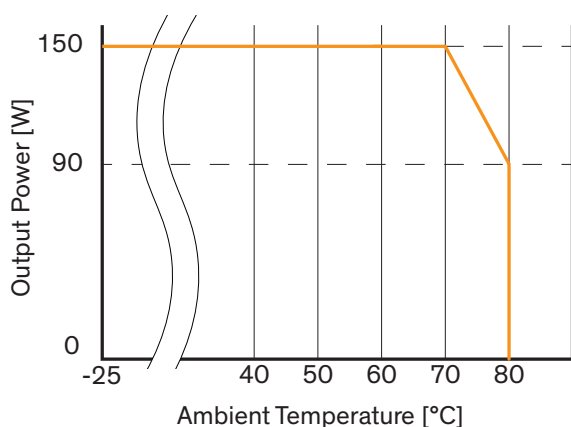
All specifications valid at nominal input voltage, full load and +25°C after warm-up time unless otherwise stated.

### General Specifications (continued)

Leakage current (at 264 VAC / 60 Hz)		100 µA max.
Reliability	– calculated MTBF at +25°C acc. MIL-HDBK-217F	786*100 h
Protection class		class I and II prepared
EMC emissions	– Conducted / radiated input suppression  – Harmonic current emissions – Voltage flicker	EN 55011 limits to IEC 60601-1-2 4th edition Conducted: EN 55032 class B (internal filter) Radiated: EN 55032 class A (internal filter) IEC/EN 61000-3-2, class A & D IEC/EN 61000-3-3
EMC immunity	– Electrostatic discharge ESD – RF field immunity – Electrical fast transients/burst immunity – Surge – Conducted RF – Magnetic field – Voltage dip and interruptions	IEC/EN 60601-1-2, EN 55024 IEC/EN 61000-4-2, ±15kV/8kV perf. criteria A IEC/EN 61000-4-3, 20V/m perf. criteria A IEC/EN 61000-4-4, ±2kV perf. criteria A IEC/EN 61000-4-5, ±1kV/2kV perf. criteria A IEC/EN 61000-4-6, 20 Vrms perf. criteria A IEC/EN 61000-4-8, 10A/m perf. criteria A IEC/EN 61000-4-11, see below
Voltage dip and interruptions according to EN 60601-1-2 Reference: 230 VAC / 50Hz		30%, 500ms perf. criteria A 60%, 100ms perf. criteria A > 95%, 10ms perf. criteria A > 95%, 5000ms perf. criteria B
Safety standards and certification	– Certification documents	IEC/EN/UL 60950-1, IEC/EN 60601-1 3rd edition, ANSI/AAMI ES60601-1:2005(R)2012 <a href="http://www.tracopower.com/overview/tpp150a">www.tracopower.com/overview/tpp150a</a>
Environment	– Vibration – Shock – Thermal shock	acc. IEC 60068-2-6 acc. IEC 60068-2-27 acc. MIL-STD-810F
Environmental compliance	– Reach – RoHS	<a href="http://www.tracopower.com/info/reach-declaration.pdf">www.tracopower.com/info/reach-declaration.pdf</a> RoHS directive 2011/65/EU
Weight		187 g (6.60 oz)

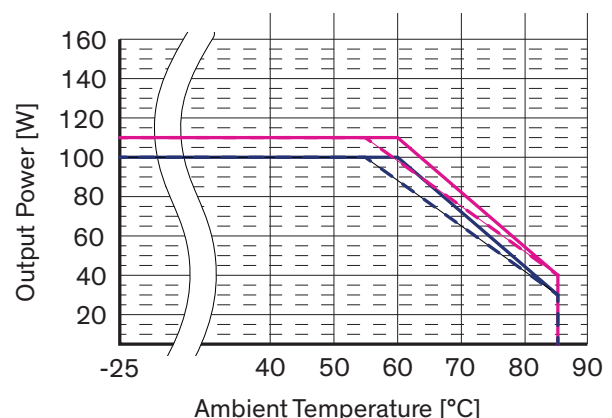
### Derating

Forced air cooling of 10 CFM (external fan)



— all models at input voltage 115 or 230 VAC

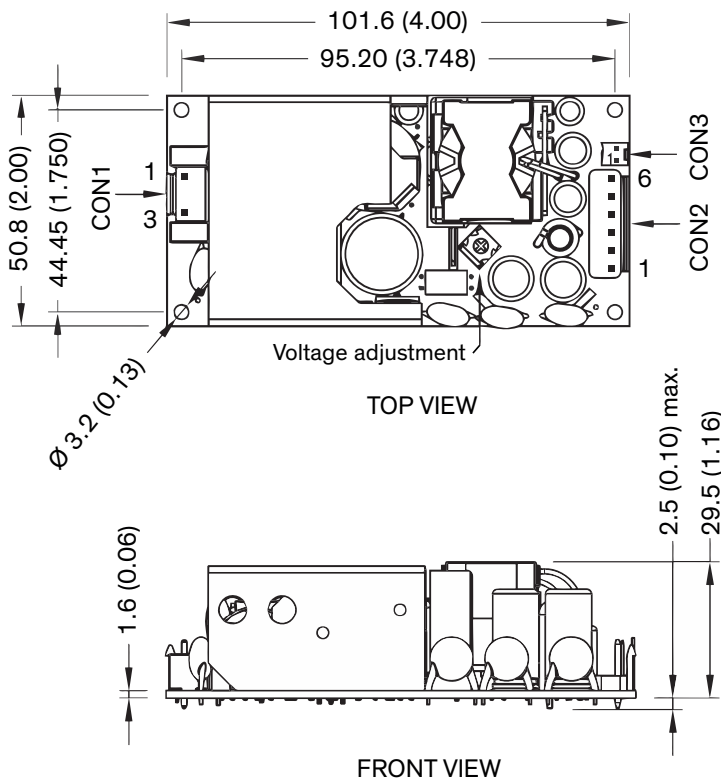
Natural convection



— 12 & 48 Vout models at input voltage 230 VAC  
 - - - 12 & 48 Vout models at input voltage 115 VAC  
 — other output models at input voltage 230 VAC  
 - - - other output models at input voltage 115 VAC

All specifications valid at nominal input voltage, full load and +25°C after warm-up time unless otherwise stated.

### Outline Dimensions



Pin Connectors					
Input (CON1)		Output (CON2)		Fan (CON3)	
Pin	Function	Pin*	Function	Pin	Function
1	Line	1-3	-Vout	1	-Fan
3	Neutral	4-6	+Vout	2	+Fan

\*Terminal rated for 7 A max.  
(at higher current connection has to be split)

**CON 1:** JST series  
mates with JST crimp terminal: SVH-21T-P1.1  
and terminal housing: VHR-3N

**CON 2:** JST series  
mates with JST crimp terminal: SVH-21T-P1.1  
and terminal housing: VHR-4N

**CON 3:** Molex series  
mates with Molex crimp terminals: 2759  
and Molex housing: 22-01-1022

Dimensions in mm (inch)  
Tolerances: x.x  $\pm 0.5$  (x.xx  $\pm 0.02$ )  
x.xx  $\pm 0.25$  (x.xxx  $\pm 0.01$ )