

**RV**0505 - 0603
0805 - 1206**SURFACE
MOUNTING**

precision wraparound thin film chip resistors

– CECC qualified

- NICKEL BARRIER FOR HIGH TEMPERATURE OPERATING CONDITIONS
- TIGHT TCR < 10ppm/°C, and in lot tracking less than 5 ppm/°C for RV version
- VERY LOW NOISE AND VOLTAGE COEFFICIENT
- NON INDUCTIVE
- LASER TRIMMED DOWN TO 0,1%
- WRAPAROUND RESISTANCE LESS THAN 0,01Ω
- ANTISTATIC WAFFLE-PACK OR TAPE AND REEL PACKAGING AVAILABLE
- HIGH STABILITY

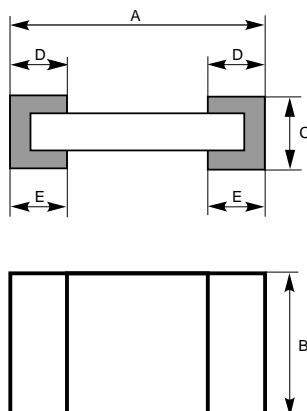
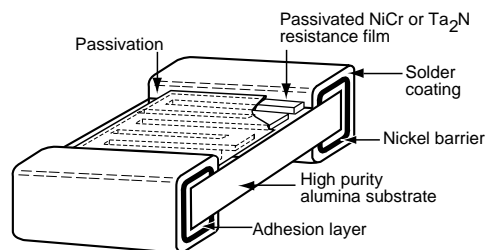


Table 1

Series and case style	Dimensions								Electrical specifications		
	A		B		D / E		C		Power rating (mW)	Limiting voltage V	Ohmic value range
	min.	max.	min.	max.	min.	max.	min.	max.			
RV 0505	1,14	1,91	1,14	1,52	0,21	0,61	0,25	1,02	125	50	100 Ω ... 260 kΩ
RV 0603	1,39	2,16	0,62	1,02	0,21	0,61	0,25	1,02	125	50	100 Ω ... 260 kΩ
RV 0805	1,77	2,54	1,14	1,52	0,21	0,61	0,25	1,02	200	50	100 Ω ... 300 kΩ
RV 1206	3,00	3,84	1,47	1,85	0,21	0,61	0,25	1,02	330	75	100 Ω ... 1 MΩ

Dimensions in mm

TEMPERATURE COEFFICIENTS

Table 2

RV	E : ± 25 ppm/°C	Y : ± 10 ppm/°C
----	-----------------	-----------------

TOLERANCING :

± 0,1%, ± 0,5%, ± 1%, ± 2%, ± 5% for R > 500 Ω
 ± 0,5%, ± 1%, ± 2%, ± 5% for R > 100 Ω

CLIMATIC SPECIFICATIONS : 55 / 155 / 56**LOAD LIFE (maximum drift) :**

1000 hrs Pn at + 70°C :
 RV : ± (0,1% Rn ± 0,05 Ω)

Rn : nominal resistance

PERFORMANCES

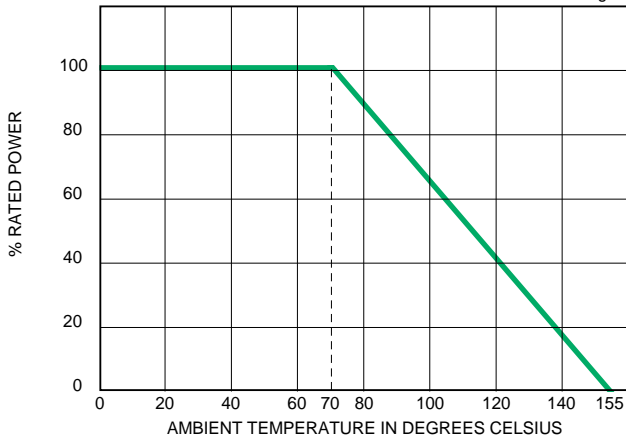
Table 3

TEST	CONDITIONS	VALUES AND DRIFTS	
		RV	
		CECC Requirements	Typical
OVERLOAD	2,5 Un / 2 s	0,05 % Rn + 0,05 Ω	0,01 % Rn
CLIMATIC SEQUENCES	-55 +155°C 5 Moisture cycles	0,1 % Rn + 0,05 Ω	0,02 % Rn
THERMAL SHOCK	-55 +155°C 5 cycles 30'	0,05 % Rn + 0,05 Ω	0,02 % Rn
LOAD LIFE	70°C / Pn 1000 h	0,1 % Rn + 0,05 Ω	0,05 % Rn
RESISTANCE TO SOLDER HEAT	260°C / 10 s	0,05 % Rn + 0,05 Ω	0,02 % Rn
MOISTURE RESISTANCE	40°C/93% HR 0,1 Pn	0,1 % Rn + 0,05 Ω	0,01 % Rn
HIGH TEMPERATURE STORAGE	1000 h at 155°C	0,1 % Rn + 0,05 Ω	0,05 % Rn

Rn : nominal resistance

POWER RATING CHART

Fig. 2



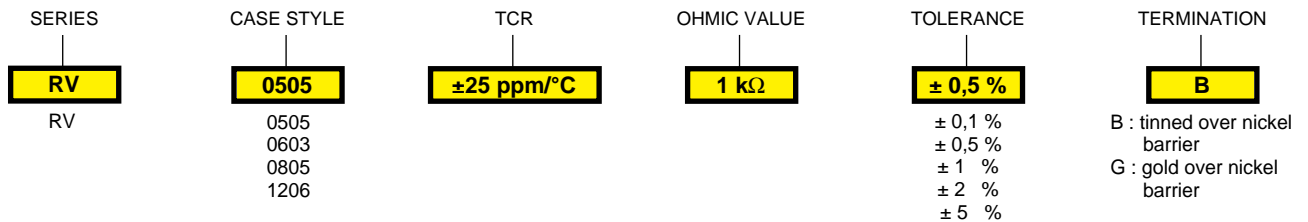
PACKAGING

Several types of packaging are proposed : tube, waffle-pack and tape and reel.

Table 4

Size	Number of pieces per package			Tape width
	Tube	Waffle pack 2" x 2"	Tape and reel min. max.	
0505	500	100	250 4000	8 mm
0603				
0805 0705				
1206	250	100		

ORDERING PROCEDURE



VISHAY S.A.
International Department
199, Boulevard de la Madeleine
B.P. 1159
F 06003 NICE CEDEX 1
Tél. : (33) 04 93 37 27 27
Fax : (33) 04 93 37 26