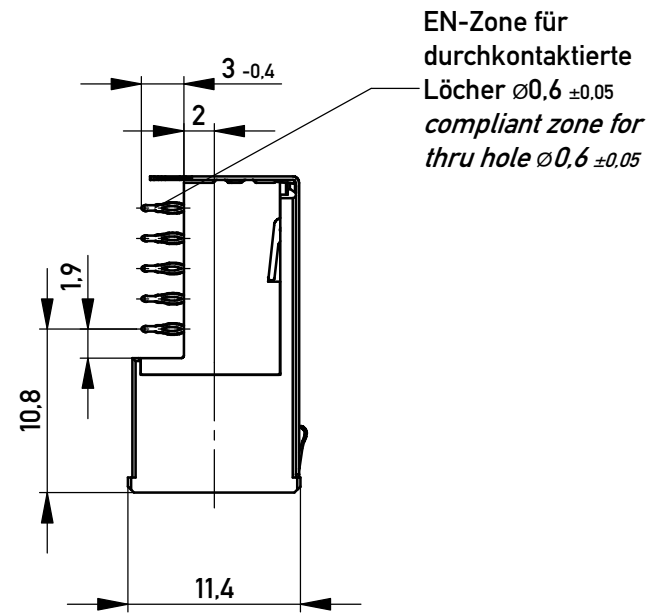
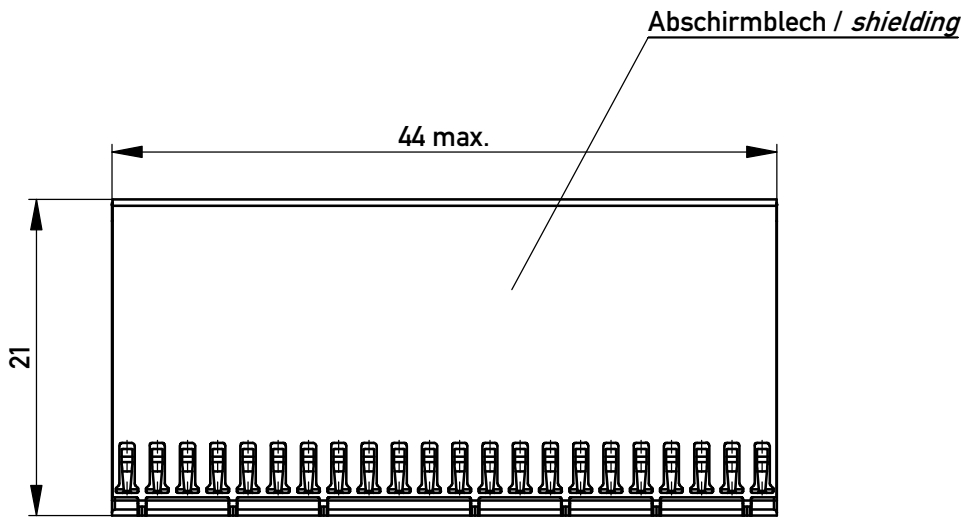
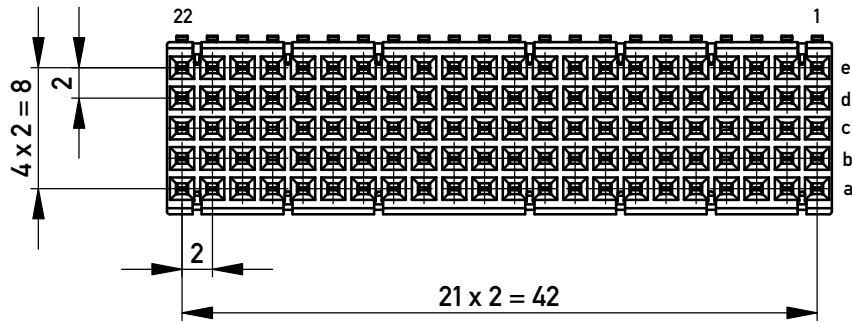
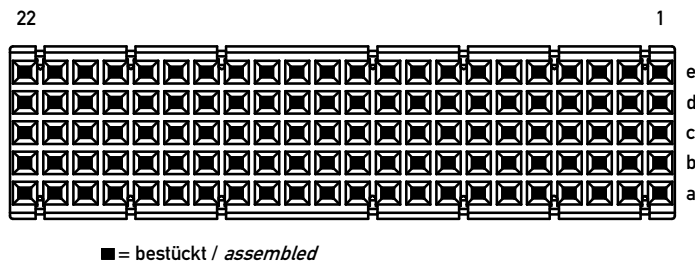


Bestückungsplan / contact layout

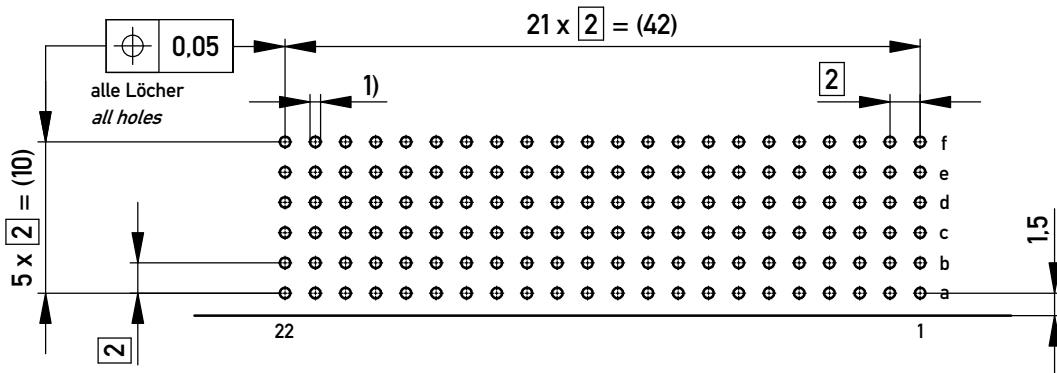


Lochbild für Leiterplatte
(Bestückungsseite)

Board hole pattern
(Component mounting side)

1) $\varnothing 0,6 \pm 0,05$ Durchmesser des metallisierten Loches
 $\varnothing 0,6 \pm 0,05$ Diameter of finished plated-through hole

Schichtaufbau im metallisierten Loch
siehe Zeichnung 164062 Nr.1
Metal plating of plated through hole
see drawing 164062 No.1



Fehlende Maße und Angaben nach IEC 61076-4-101
Missing information and dimensions per IEC 61076-4-101

Abschirmblech oben montiert
shielding mounted on top
Anforderungsstufe 2 / class 2
BA2

Information:		Tolerances	Scale	2:1
All rights reserved. Only for Information. To ensure that this is the latest version of this drawing, please contact one of the ERNI companies before using.		Subject to modification without prior notice. Drawing will not be updated.	Designation	
Copyright by ERNI Production GmbH & Co. KG Proprietary notice pursuant to ISO 16016 to be observed.		www.ERNI.com	ERmet Federleiste B22 ERmet Female Type B22	
b	27.03.2015		100203210079	
Index	Date		Class ERMB22	
			K	A3