



13 Section Lowpass Filter With SMA Female Connectors Operating From DC to 4.4 GHz

TECHNICAL DATA SHEET

PE87FL1014

The PE87FL1014 is a Thirteen section Low pass filter. The pass band is 4400 MHz wide, from 0 to 4.4 GHz with excellent rejection of 50 dB at 6 GHz to 12 GHz. It has a maximum insertion loss of 1.5 dB. The PE87FL1014 has SMA female connectors.

Configuration

Design	Low Pass Filter
Number of Sections	13
Connector 1	SMA Female
Connector 2	SMA Female
Passband Frequency Range	DC to 4.4 GHz

Electrical Specifications

Description	Minimum	Typical	Maximum	Units
Passband Freq.	DC		4.4	GHz
Useable Freq. Range		DC to 4.4		GHz
Impedance		50		Ohms
Insertion Loss			1.5	dB
Input Power			10	Watts
Rejection at 6 GHz	50			dB
Rejection at 12 GHz	50			dB

Mechanical Specifications

Size	
Length	1.6 in [40.64 mm]
Width	0.55 in [13.97 mm]
Height	0.44 in [11.18 mm]
Weight	0.04 lbs [18.14 g]

Connectors

Description	Connector 1	Connector 2
Type	SMA Female	SMA Female

Compliance Certifications (see [product page](#) for current document)

Plotted and Other Data

- Notes:
- Values at +25 °C, sea level

Click the following link (or enter part number in "SEARCH" on website) to obtain additional part information including price, inventory and certifications: [13 Section Lowpass Filter With SMA Female Connectors Operating From DC to 4.4 GHz PE87FL1014](#)

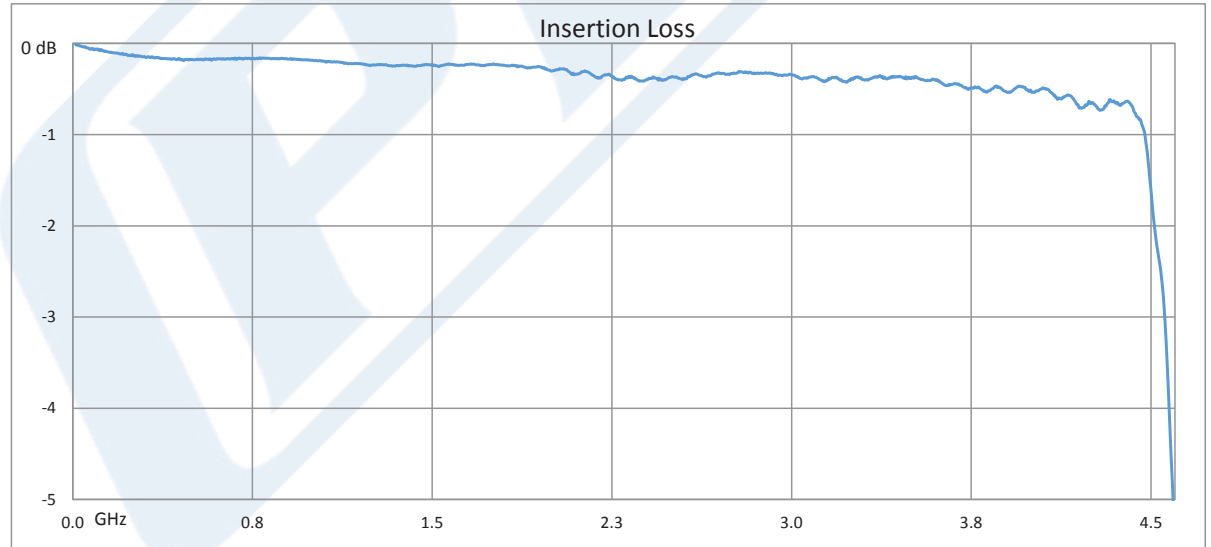
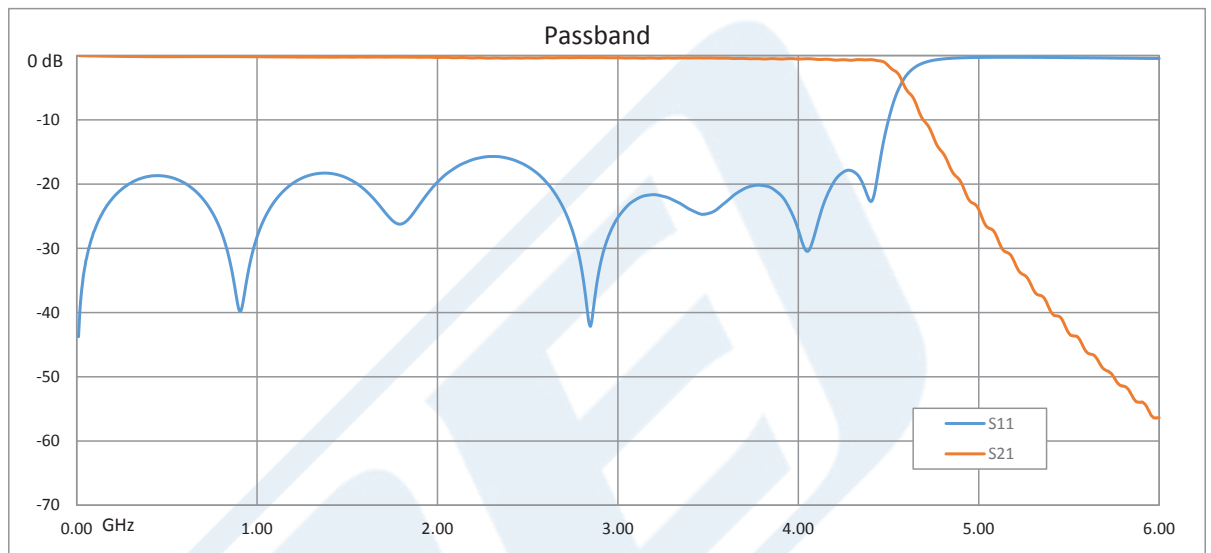


13 Section Lowpass Filter With SMA Female Connectors Operating From DC to 4.4 GHz

TECHNICAL DATA SHEET

PE87FL1014

Typical Performance Data



Click the following link (or enter part number in "SEARCH" on website) to obtain additional part information including price, inventory and certifications: [13 Section Lowpass Filter With SMA Female Connectors Operating From DC to 4.4 GHz PE87FL1014](#)

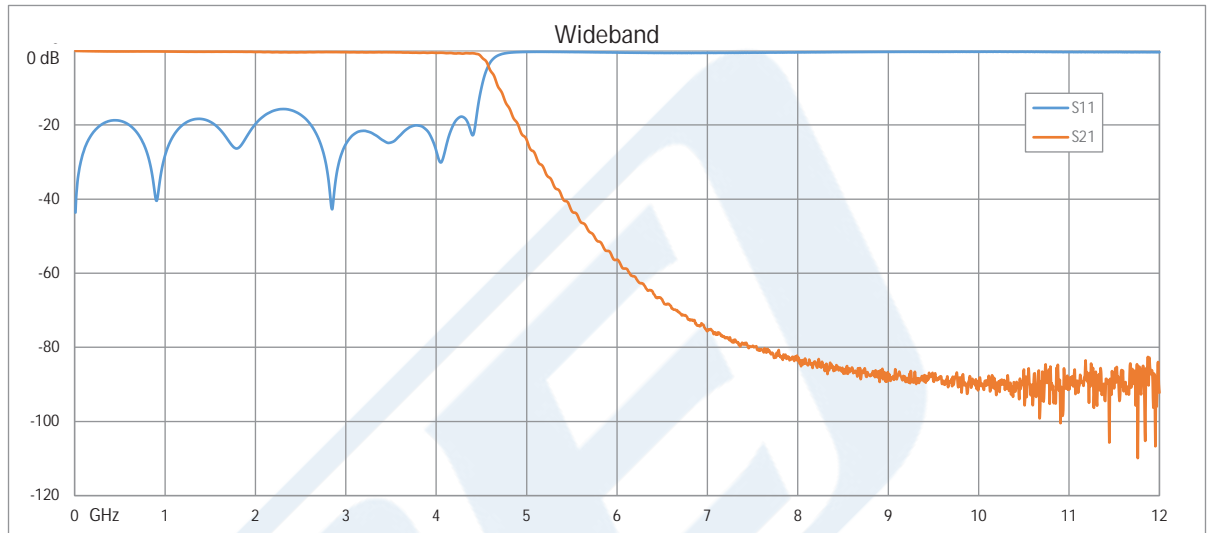




13 Section Lowpass Filter With SMA Female Connectors Operating From DC to 4.4 GHz

TECHNICAL DATA SHEET

PE87FL1014



13 Section Lowpass Filter With SMA Female Connectors Operating From DC to 4.4 GHz from Pasternack Enterprises has same day shipment for domestic and International orders. Our RF, microwave and millimeter wave products maintain a 99% availability and are part of the broadest selection in the industry.

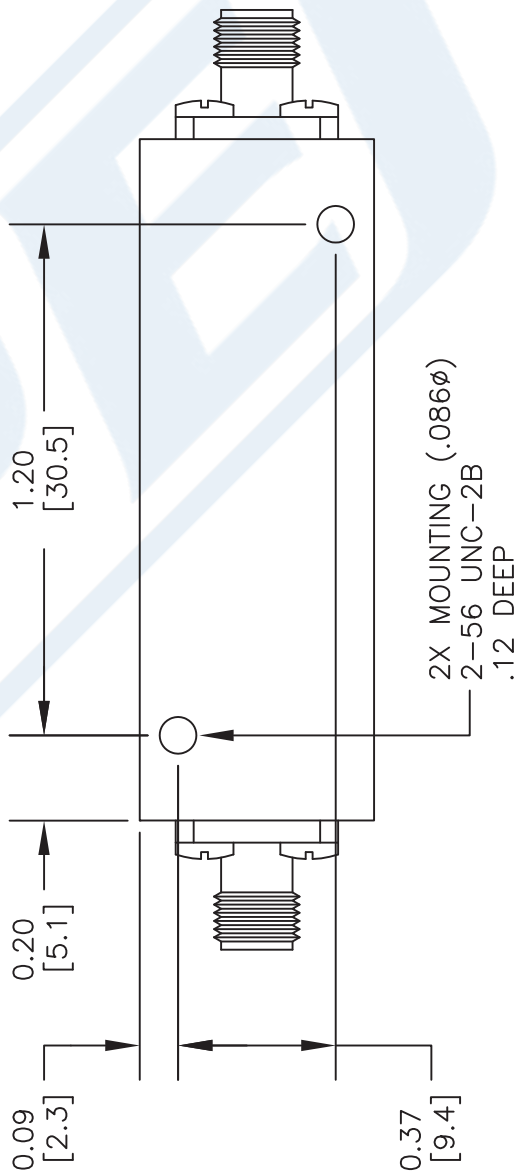
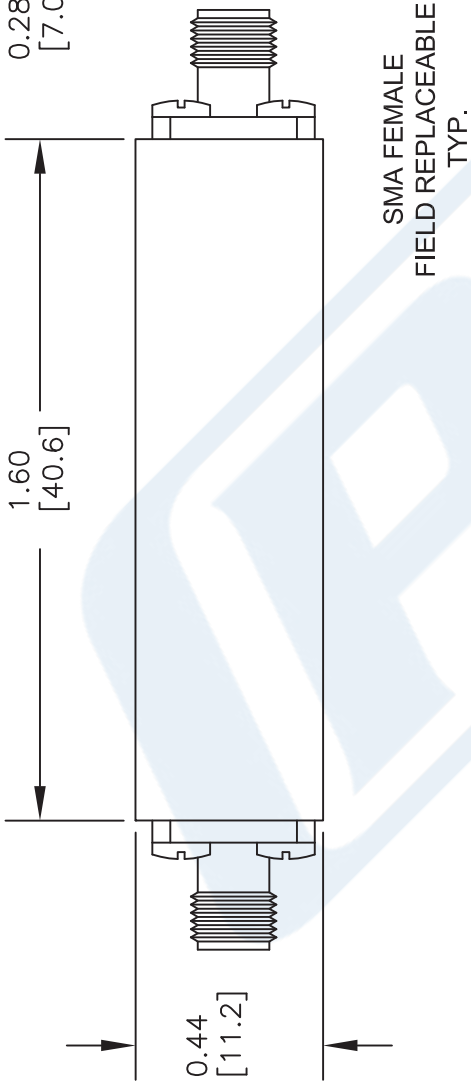
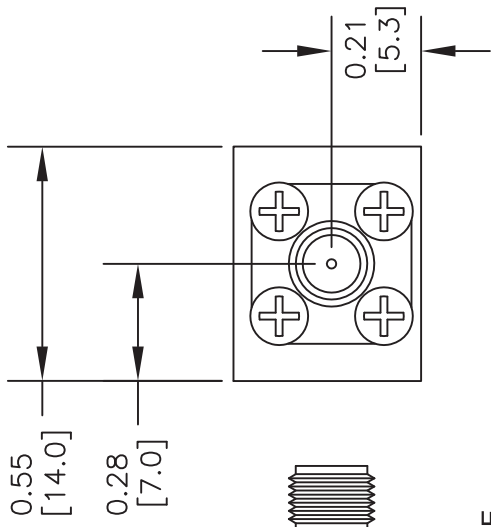
Click the following link (or enter part number in "SEARCH" on website) to obtain additional part information including price, inventory and certifications: [13 Section Lowpass Filter With SMA Female Connectors Operating From DC to 4.4 GHz PE87FL1014](https://www.pasternack.com/13-section-low-pass-filter-dc-4.4-ghz-passband-4.4-ghz-pe87fl1014-p.aspx)

URL: <https://www.pasternack.com/13-section-low-pass-filter-dc-4.4-ghz-passband-4.4-ghz-pe87fl1014-p.aspx>

The information contained in this document is accurate to the best of our knowledge and representative of the part described herein. It may be necessary to make modifications to the part and/or the documentation of the part, in order to implement improvements. Pasternack reserves the right to make such changes as required. Unless otherwise stated, all specifications are nominal. Pasternack does not make any representation or warranty regarding the suitability of the part described herein for any particular purpose, and Pasternack does not assume any liability arising out of the use of any part or documentation.

PE87FL1014 CAD Drawing

13 Section Lowpass Filter With SMA Female Connectors Operating From DC to 4.4 GHz



TOLERANCE	
.X	± .1
.XX	± .01
.XXX	± .005
.XXXX	± .0010

* THESE DIMENSIONS AND TOLERANCES SUPERSEDE NOTE #1 ON TITLE BLOCK.

NOTES:

1. UNLESS OTHERWISE SPECIFIED ALL DIMENSIONS ARE NOMINAL.
2. ALL SPECIFICATIONS ARE SUBJECT TO CHANGE WITHOUT NOTICE AT ANY TIME.
3. DIMENSIONS ARE IN INCHES [mm].

DWG TITLE

PE87FL1014

PE PASTERNAK
THE ENGINEER'S RF SOURCE
Pasternack Enterprises, Inc.
P.O. Box 16759 | Irvine | CA | 92623

Phone: (949) 261-1920 | Fax: (949) 261-7451
Website: www.pasternack.com | E-Mail: sales@pasternack.com

FSCM NO. 53919

CAD FILE 110215

SCALE N/A

SIZE A

2233