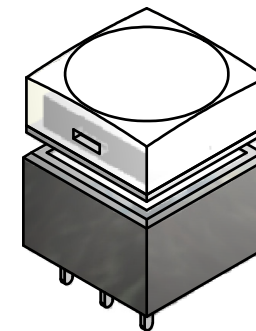
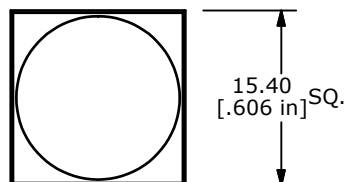
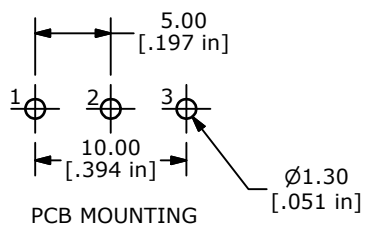


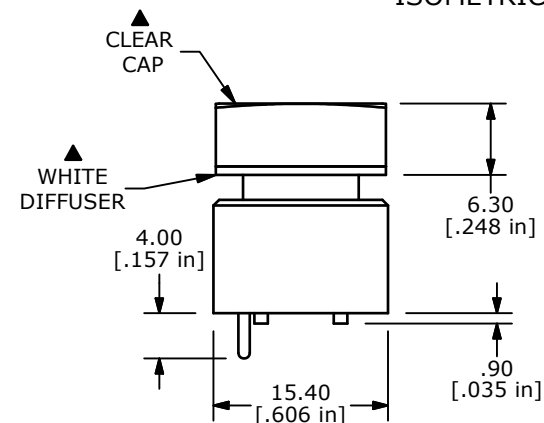
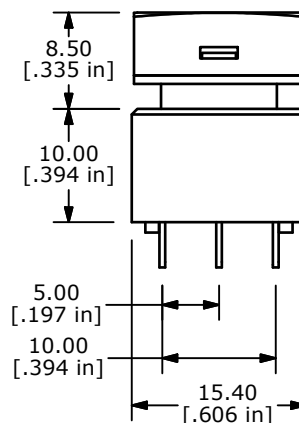
SWITCH
SCHEMATIC
CIRCUIT LAYOUT



ISOMETRIC

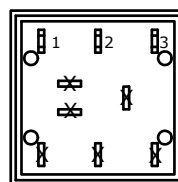


PCB MOUNTING



NOTES:

1. ALL DIMENSIONS IN MM
2. GENERAL TOLERANCE: X.X=±0.4
X.XX=±0.25
3. TERM. NOS. FOR REFERENCE ONLY.
- ▲ 4. CONTACT RATING: 0.5A @ 100VAC
0.2A @ 250 VAC
0.5A @ 25VDC
5. CONTACT MATERIAL: SILVER
6. ELECTRICAL LIFE: 200,000 Typical
7. MECHANICAL LIFE:
1,000,000 CYCLES TYP.
8. OPERATING TEMP: -20°C TO +70°C
9. OPERATING FORCE: 200 ± 100 gf
10. CONTACT RESISTANCE:
50 MILLI-OHM INITIAL TYP. MAX.
11. DIELECTRIC STRENGTH:
1000 VAC FOR 1 MINUTE
12. TRAVEL TO MAKE: 2.20mm ± 0.2
13. 2002/95/EC (ROHS) COMPLIANT
14. ▲ DENOTES CRITICAL PARAMETER



TITLE ULP12OAP1QSSCL1NILNIL

A	19817	RELEASE FOR PRODUCTION	4/06/11	BGL
REV	PCR NO	DESCRIPTION	DATE	BY

THE INFORMATION CONTAINED IN THIS DOCUMENT IS PROPRIETARY TO E-SWITCH AND IS NOT TO BE COPIED OR TRANSFERRED

SCALE	DATE	DR	DWG	REV
1.5:1	4/7/2011	BGL	B800030	A