


### FEATURES

- HIGH RELIABILITY COMPLIED TO AECQ200
- HIGH COMMON MODE IMPEDANCE AT HIGH FREQUENCY
- SUITABLE FOR HIGH SPEED DIGITAL EQUIPMENT (USB/IEEE)
- LOW PROFILE SURFACE MOUNT PACKAGE
- SHIELDED PROVIDING EXCELLENT NOISE SUPPRESSION
- BOTH FLOW AND REFLOW SOLDERING APPLICABLE



### CHARACTERISTICS

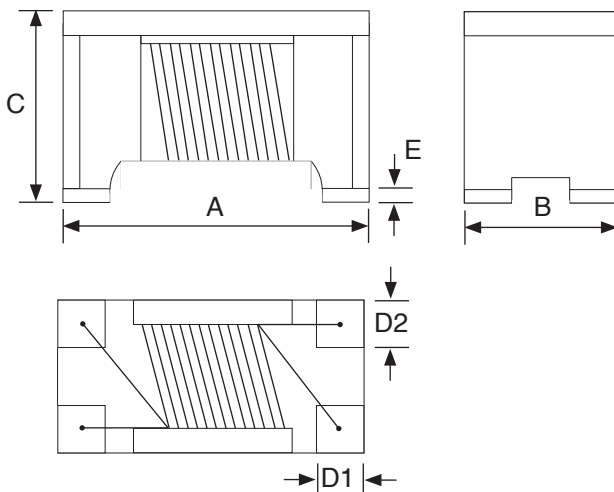
Case Size	0805	1206
Impedance Range	67 ~ 360 Ohms	90 ~ 2,200 Ohms
Available Tolerance	±25%	
Temperature Range	-40°C ~ +125°C	
Withstanding voltage	125VDC 30 seconds	
Insulation Resistance	10MΩ after application 50V for 30 seconds	
Resistance to Solder Heat	260°C ±5°C for 10 seconds	
Temperature Cycling	±25% of initial value after 10 cycles (-40°C ± 2°C / +125°C ± 2°C)	

**RoHS Compliant**  
includes all homogeneous materials

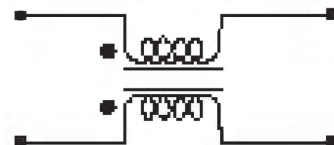
\*See Part Number System for Details

### CASE DIMENSIONS (mm)

Type	A ±0.2	B ±0.2	C ±0.2	D1±0.1	D2 ±0.1	E ±0.1
NCCA0805	2.0	1.2	1.2	0.55	0.46	0.15
NCCA1206	3.2	1.6	2.0	0.50	0.50	0.15

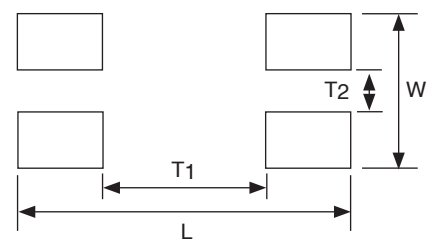


### CIRCUIT SCHEMATIC

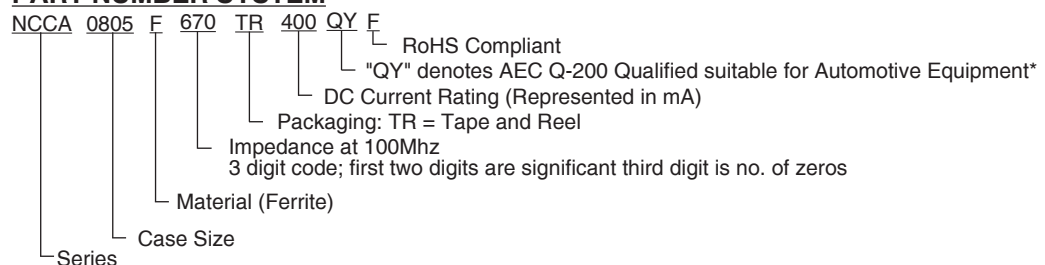


### LAND PATTERN DIMENSIONS (mm)

Case Size	L	W	T1	T2
0805	2.60	1.25	1.10	0.45
1206	3.70	1.60	1.90	0.40

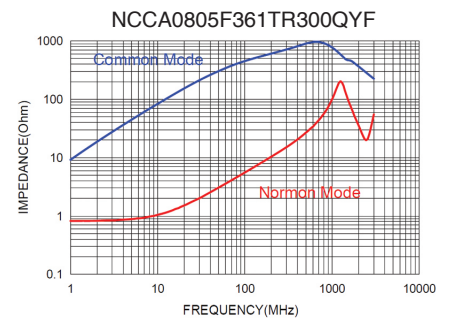
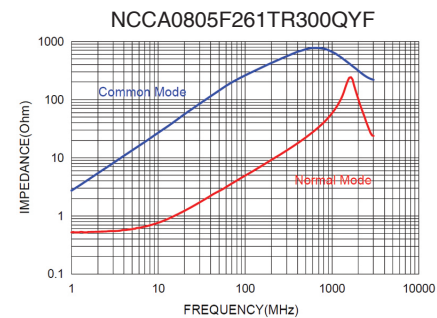
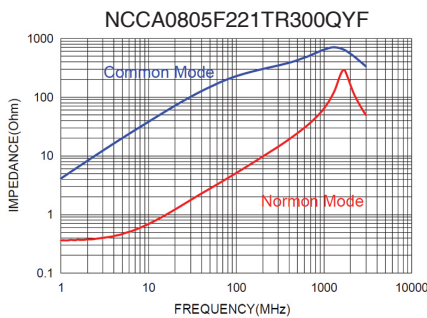
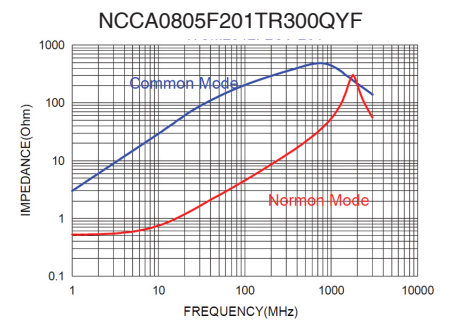
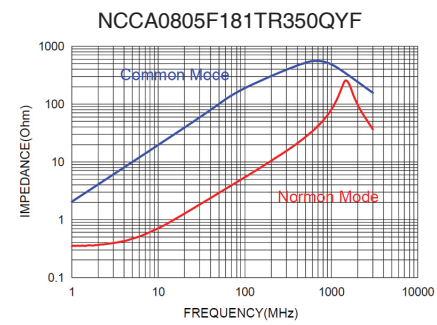
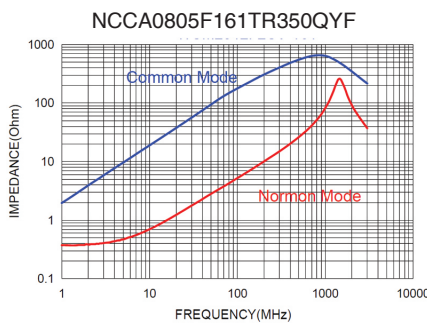
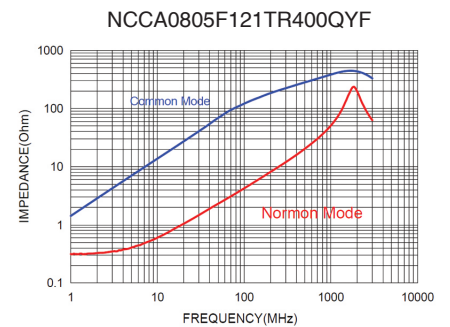
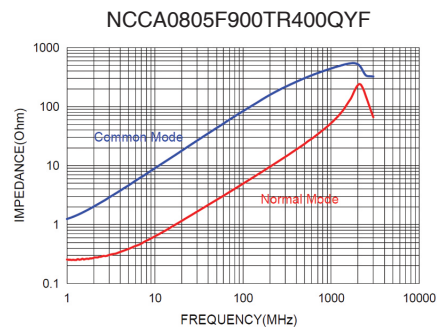
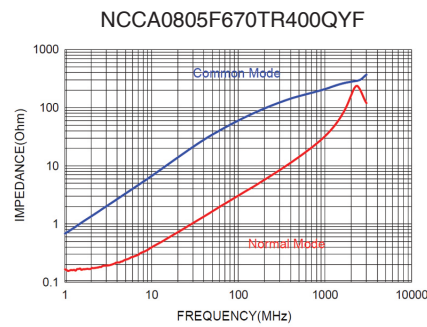


### PART NUMBER SYSTEM



## NCCA0805 SPECIFICATIONS

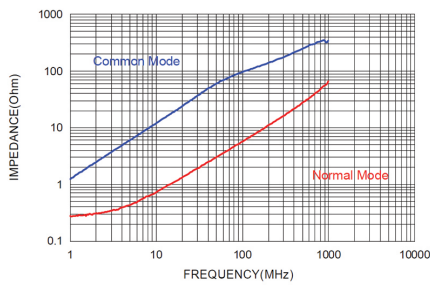
NIC Part Number	Impedance ( $\Omega$ )	Test Frequency (MHz)	DC Resistance ( $\Omega$ max.)	DC Current (mA max.)	Voltage Rating (Vdc)	Withstanding Voltage (Vdc)	Insulation Resistance ( $\Omega$ )
NCCA0805F670TR400QYF	67 $\pm$ 25%	100	0.25	400	50	125	10Meg
NCCA0805F900TR400QYF	90 $\pm$ 25%		0.3	400			
NCCA0805F121TR400QYF	120 $\pm$ 25%		0.3	400			
NCCA0805F161TR350QYF	160 $\pm$ 25%		0.35	350			
NCCA0805F181TR350QYF	180 $\pm$ 25%		0.35	350			
NCCA0805F201TR300QYF	200 $\pm$ 25%		0.4	300			
NCCA0805F221TR300QYF	220 $\pm$ 25%		0.4	300			
NCCA0805F261TR300QYF	260 $\pm$ 25%		0.4	300			
NCCA0805F361TR300QYF	360 $\pm$ 25%		0.5	300			



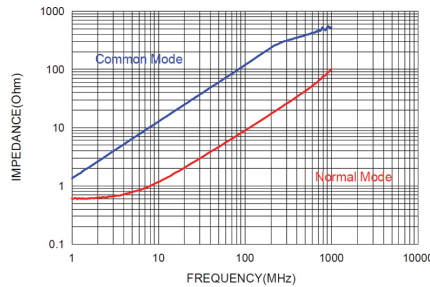
## NCCA1206 SPECIFICATIONS

NIC Part Number	Impedance ( $\Omega$ )	Test Frequency (MHz)	DC Resistance ( $\Omega$ max.)	DC Current (mA max.)	Voltage Rating (Vdc)	Withstanding Voltage (Vdc)	Insulation Resistance ( $\Omega$ )
NCCA1206F900TR400QYF	90 $\pm$ 25%	100	0.3	400	50	125	10Meg
NCCA1206F121TR350QYF	120 $\pm$ 25%		0.3	350			
NCCA1206F161TR350QYF	160 $\pm$ 25%		0.4	350			
NCCA1206F221TR300QYF	220 $\pm$ 25%		0.45	300			
NCCA1206F261TR300QYF	260 $\pm$ 25%		0.5	300			
NCCA1206F361TR300QYF	360 $\pm$ 25%		0.6	300			
NCCA1206F601TR300QYF	600 $\pm$ 25%		0.8	300			
NCCA1206F102TR230QYF	1000 $\pm$ 25%		1	230			
NCCA1206F222TR200QYF	2200 $\pm$ 25%		1.2	200			

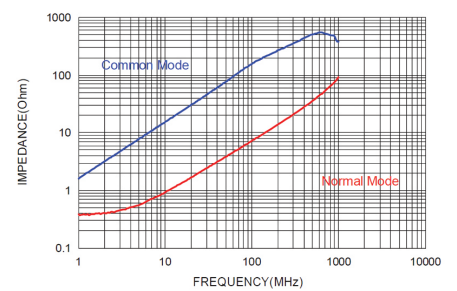
NCCA1206F900TR400QYF



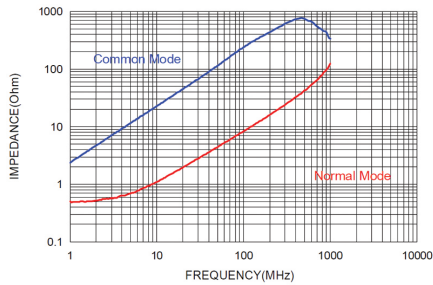
NCCA1206F121TR350QYF



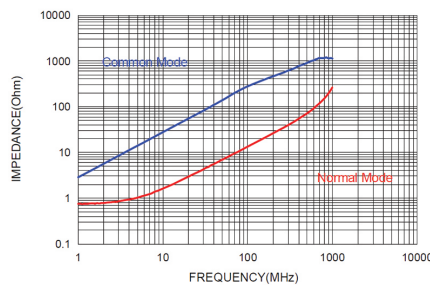
NCCA1206F161TR350QYF



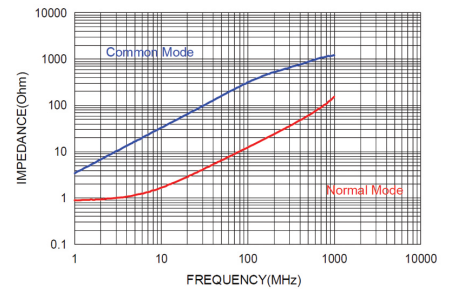
NCCA1206F221TR300QYF



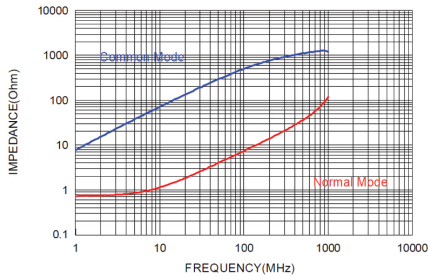
NCCA1206F261TR300QYF



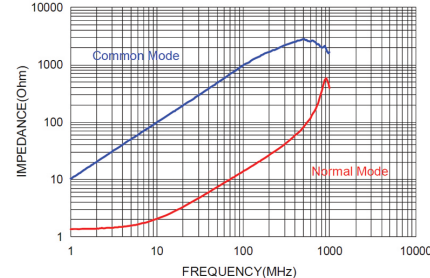
NCCA1206F361TR300QYF



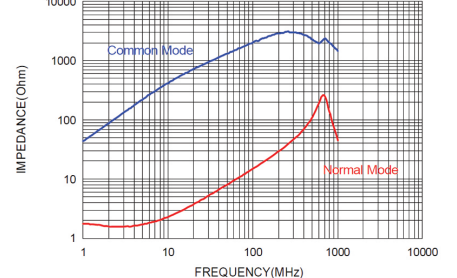
NCCA1206F601TR300QYF



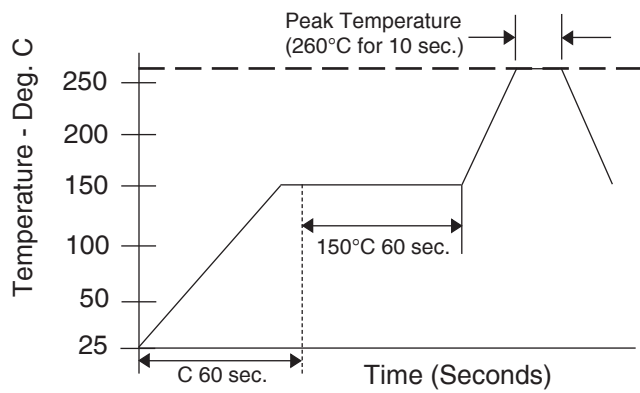
NCCA1206F102TR230QYF



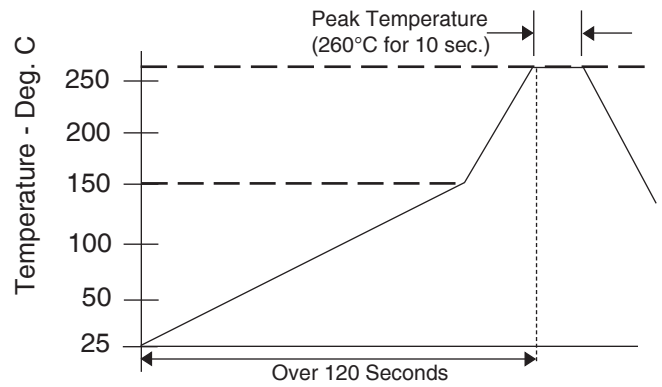
NCCA1206F222TR200QYF



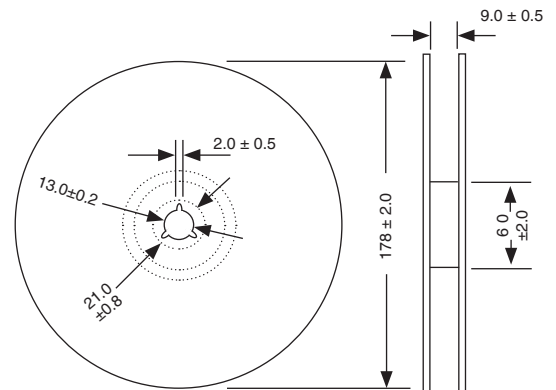
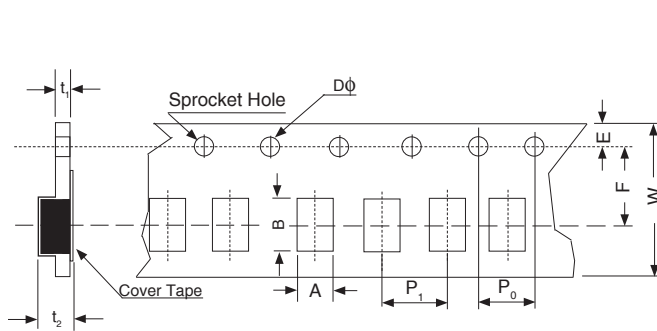
RECOMMENDED REFLOW SOLDERING PROFILE



RECOMMENDED FLOW SOLDERING PROFILE



Series	A ± 0.1	B ± 0.1	E ± 0.1	F ± 0.05	P <sub>0</sub> ± 0.1	P <sub>1</sub> ± 0.1	D $\phi$ ± 0.1	W ± 0.1	t <sub>1</sub> ± 0.05	t <sub>2</sub> ± 0.1	Reel Quantity
NCCA0805	1.50	2.35	1.75	3.5	4.0	4.0	1.5	8.0	0.22	1.45	2,000
NCCA1206	1.88	3.50								2.10	



**REEL QUANTITY: 2,000 per reel**  
(0805 & 1206 case size)