

Pb Free Plating Product

V10P10



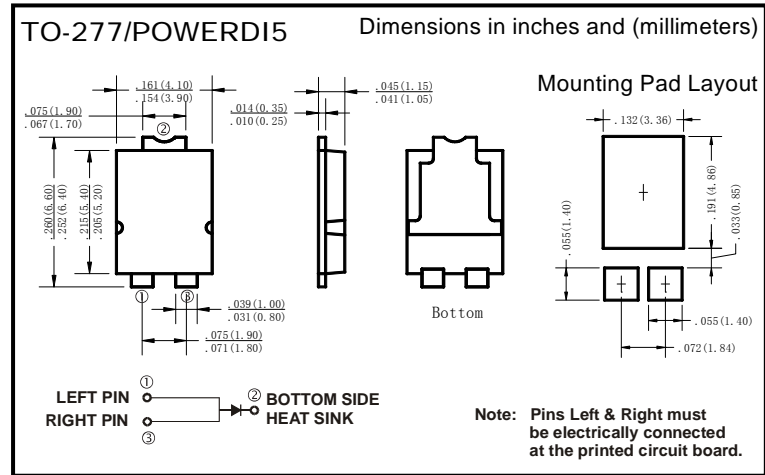
10 Ampere Lower VF Miniature Surface Mount Schottky Barrier Rectifier

Features

- High surge Forward current capability
- Low Power loss, High efficiency
- IF (AV) 10A
- VRRM 100V

Applications

- Switching Power Supply Industry
- Photovoltaic Solar cell Protection Schottky Rectifier



Limiting Values (Absolute Maximum Rating)

Item	Symbol	Unit	Conditions	V10P10
Repetitive Peak Reverse Voltage	VRRM	V		100V
Average Rectified Output Current	Io	A	60HZ sine wave, R- load, Ta=25°C	10
Surge(Non-repetitive)Forward Current	IFSM	A	60HZ sine wave, 1 cycle, Ta=25°C	275
Current Squared Time	i ² t	A ² s	1ms ≤ t < 8.3ms Tj=25°C	313
Storage Temperature	Tstg	°C		-55 ~ +150
Junction Temperature	Tj	°C		-55~+150
Thermal Resistance(Typical)	RθJ-C	°C/W	Between Junction and Case	15

Electrical Characteristics (Ta=25°C Unless otherwise specified)

Item	Symbol	Unit	Test Condition	Min	Typ	Max
Peak Forward Voltage	VFM	V	IFM =10.0A, Tj=25°C	-	0.61	0.65
			IFM =10.0A, Tj=125°C	-	0.54	0.58
Reverse Breakdown Voltage	VBR	V	IR=0.1mA	100	-	-
Leakage Current	IR	mA	VR=100V, Tj=25°C	-	-	0.1
			VR=100V, Tj=125°C	-	-	10

Rating and Characteristic Curves

FIG.1: I_o - T_a Curve

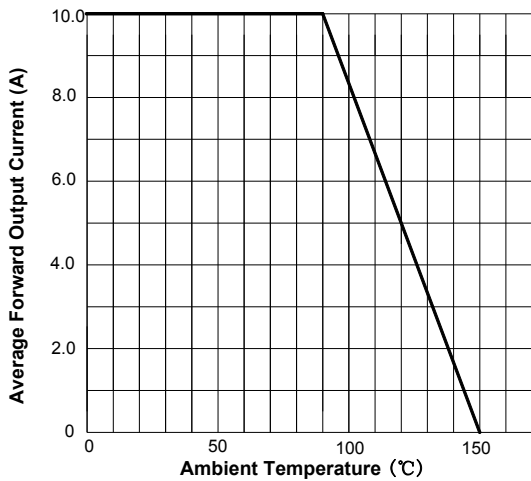


FIG.2: Surge Forward Current Capability

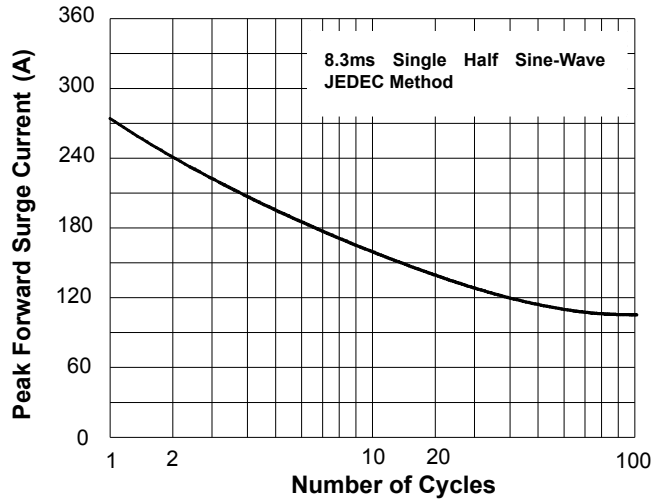


FIG.3: Forward Voltage

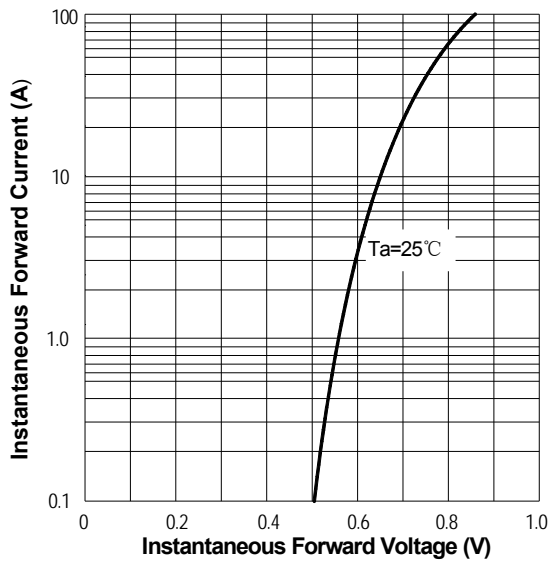


FIG.4: Typical Reverse Characteristics

