



TAI-SAW TECHNOLOGY CO., LTD.

No. 3, Industrial 2nd Rd., Ping-Chen Industrial District,
Taoyuan, 324, Taiwan, R.O.C.

TEL: 886-3-4690038 FAX: 886-3-4697532

E-mail: tstsales@mail.taisaw.com Web: www.taisaw.com


Product Specifications Approval Sheet


Product Name: SAW Rx Filter 881.5MHz LTE Band 5 SMD 1109

TST Parts No.: TA1811D

Customer Part No.: _____

Customer signature required
Company: _____
Division: _____
Approved by : _____
Date: _____

Checked by: _____ Sam Lin 

Approved by: _____ Bob Chau 

Date: _____ 2017/04/26

1. Customer signed back is required before TST can proceed with sample build and receive orders.
2. Orders received without customer signed back will be regarded as agreement on the specifications.
3. Any specifications changes must be approved upon by both parties and a new revision of specifications shall be released to reflect the change



TAI-SAW TECHNOLOGY CO., LTD.

No. 3, Industrial 2nd Rd., Ping-Chen Industrial District,
Taoyuan, 324, Taiwan, R.O.C.

TEL: 886-3-4690038 FAX: 886-3-4697532

E-mail: tstsales@mail.taisaw.com Web: www.taisaw.com

SAW Rx Filter 881.5MHz LTE Band 5 SMD 1109 (25MHz BW)

MODEL NO.: TA1811D

REV. No.: 2.0

A. MAXIMUM RATING:

1. Maximum Input Power: 10 dBm
2. DC voltage: 0 V
3. Operating Temperature: -30°C to +85°C
4. Storage Temperature: -40°C to +85°C
5. Moisture Sensitivity Level: Level 3
6. ESD 100V(MM) 200V(HBM)

RoHS Compliant
Lead free
Lead-free soldering

Electrostatic Sensitive Device (ESD)

B. ELECTRICAL CHARACTERISTICS:

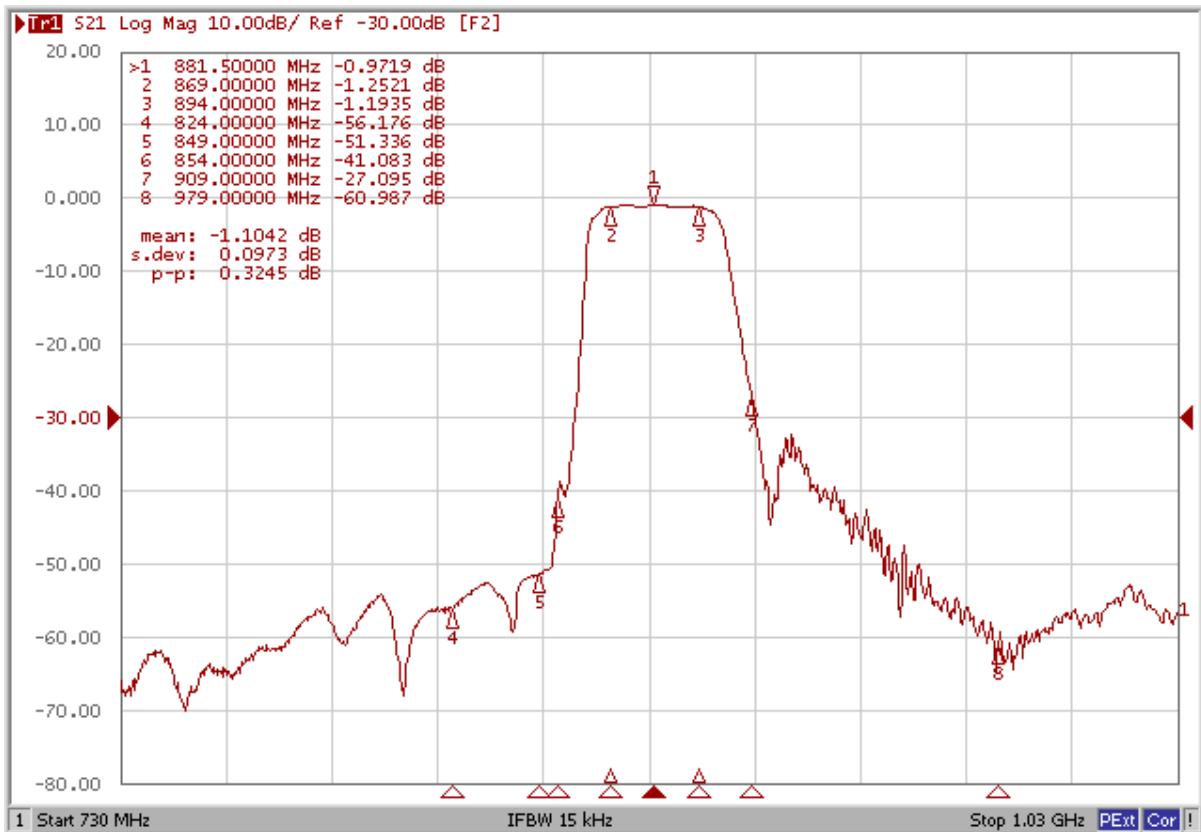
Source Impedance (single ended): 50Ω

Load Impedance (single ended): 50Ω

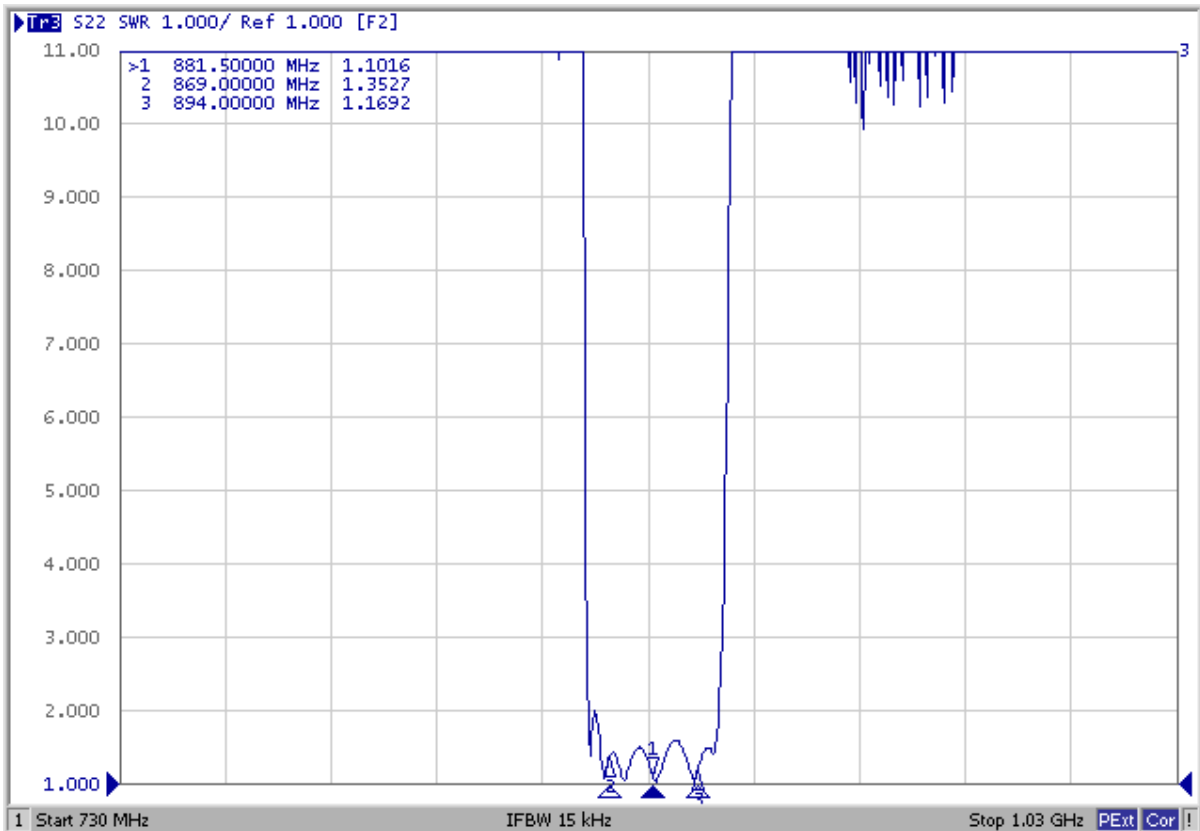
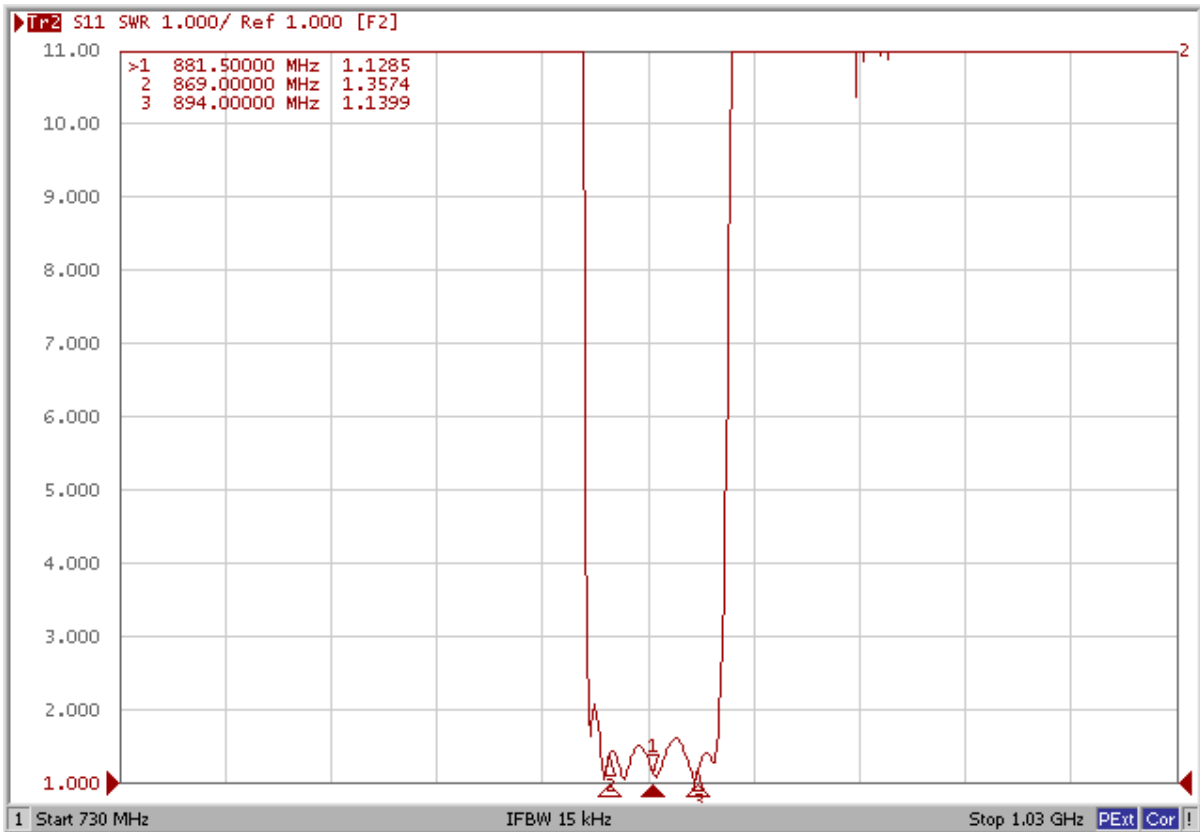
Parameters Description		Unit	Mini	Typical	Max
Center Frequency (Fo)		MHz	-	881.5	
Insertion Loss	869.0 ~ 894.0 MHz	dB	-	1.3	1.8
Amplitude Ripple		dB _{p-p}	-	0.3	1.1
Input VSWR		-	-	1.6	2.0
Output VSWR		-	-	1.6	2.0
Attenuation:					
1.0~ 824.0 MHz		dB	48	54	-
824.0 ~ 849.0 MHz		dB	46	51	-
849.0 ~ 854.0 MHz		dB	30	41	-
909.0 ~ 979.0 MHz		dB	20	27	-
1710.0 ~ 1910.0 MHz		dB	40	45	-
1920.0 ~ 2500.0 MHz		dB	35	41	-
2500.0 ~ 6000.0 MHz		dB	30	36	-

C. Frequency Characteristics :

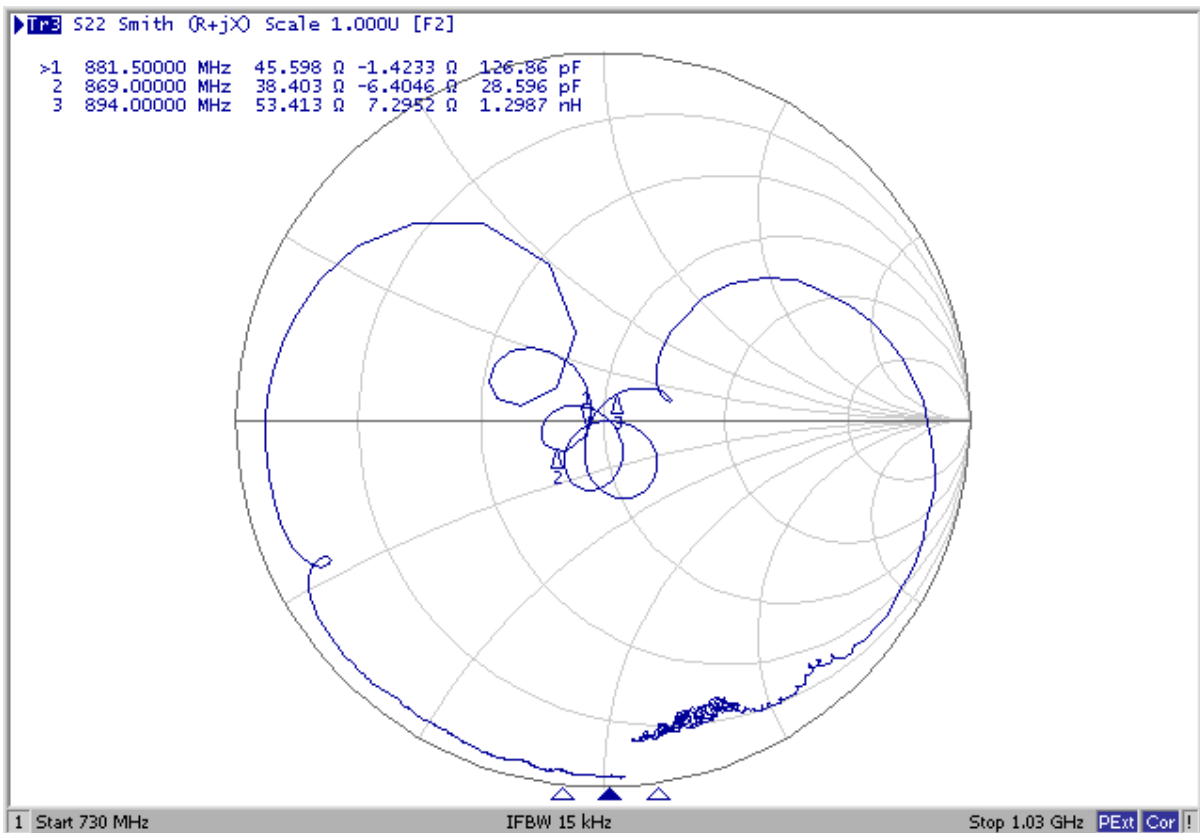
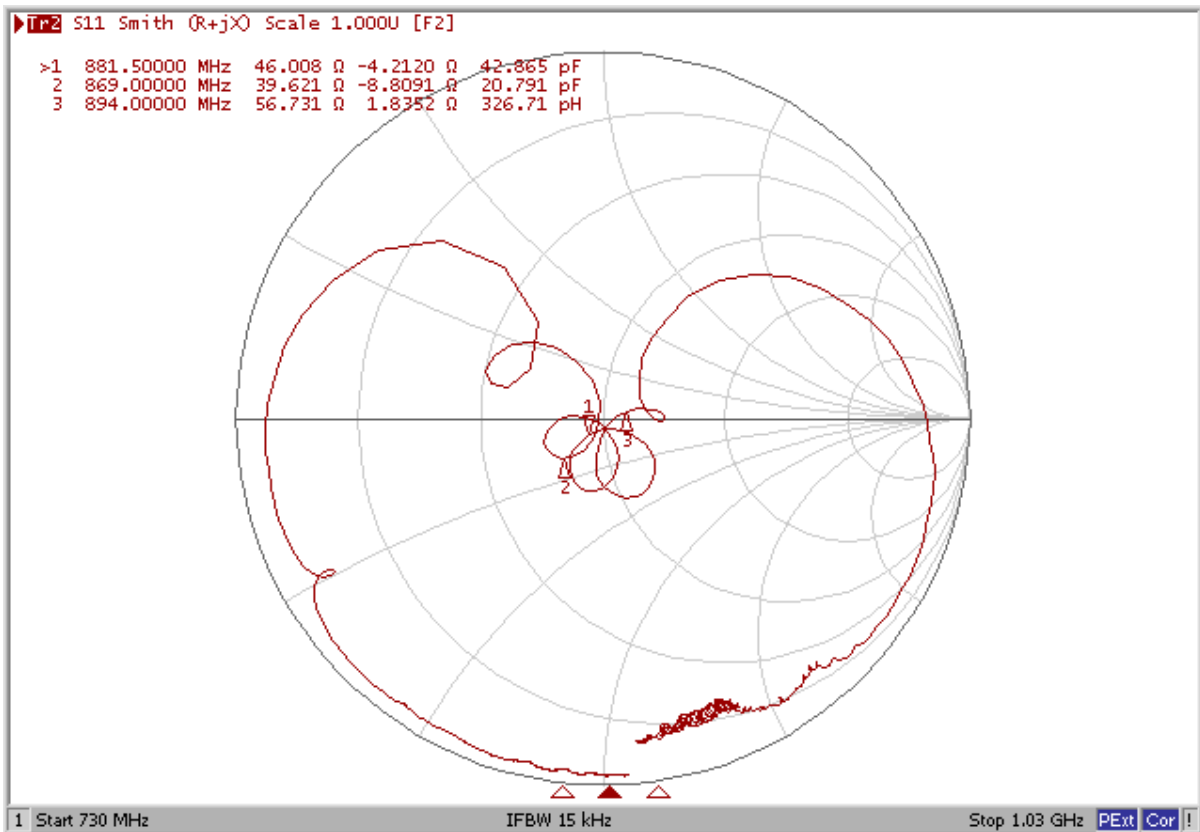
Frequency Response



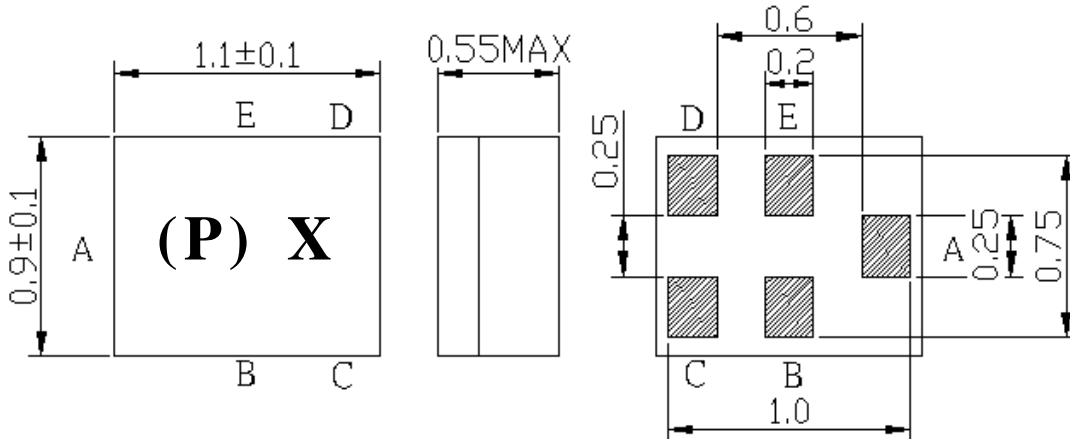
VSWR



Smith Chart



D.OUTLINE DRAWING:



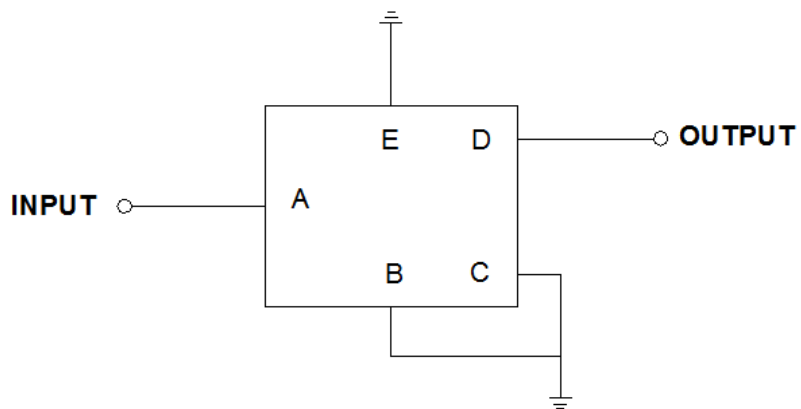
Marking Descriptions	
(P)	Series Number
X	Date Code(Year+Month)

Pin Description	
B, C, E	Ground
A	Input
D	Output

Product date Code :

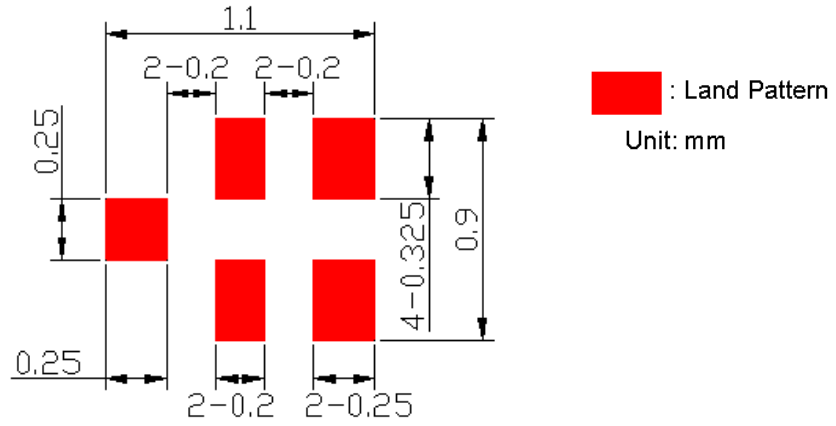
Year	Jan	Feb	Mar	Apr	May	Jun	Jul	Aug	Sep	Oct	Nov	Dec
2015	a	b	c	d	e	f	g	h	j	k	l	m
2016	n	p	q	r	s	t	u	v	w	x	y	z
2017	<u>A</u>	<u>B</u>	<u>C</u>	<u>D</u>	<u>E</u>	<u>F</u>	<u>G</u>	<u>H</u>	<u>J</u>	<u>K</u>	<u>L</u>	<u>M</u>
2018	<u>N</u>	<u>P</u>	<u>Q</u>	<u>R</u>	<u>S</u>	<u>T</u>	<u>U</u>	<u>V</u>	<u>W</u>	<u>X</u>	<u>Y</u>	<u>Z</u>

E. MEASUREMENT CIRCUIT:



Source & Load Impedance: 50Ω

F. PCB Footprint :



G. PACKING:

1. REEL DIMENSION

(Please refer to FR-75D10 for packing quantity)

