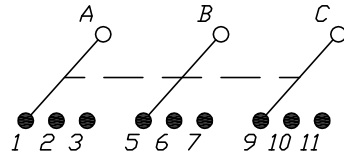


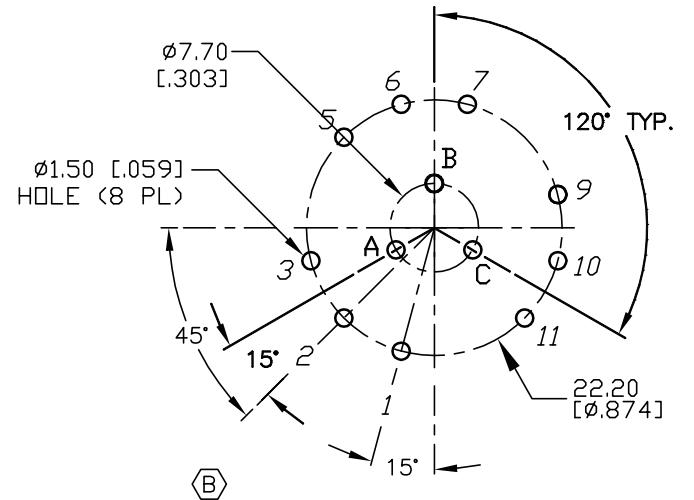
SHEET OF

NOTES:

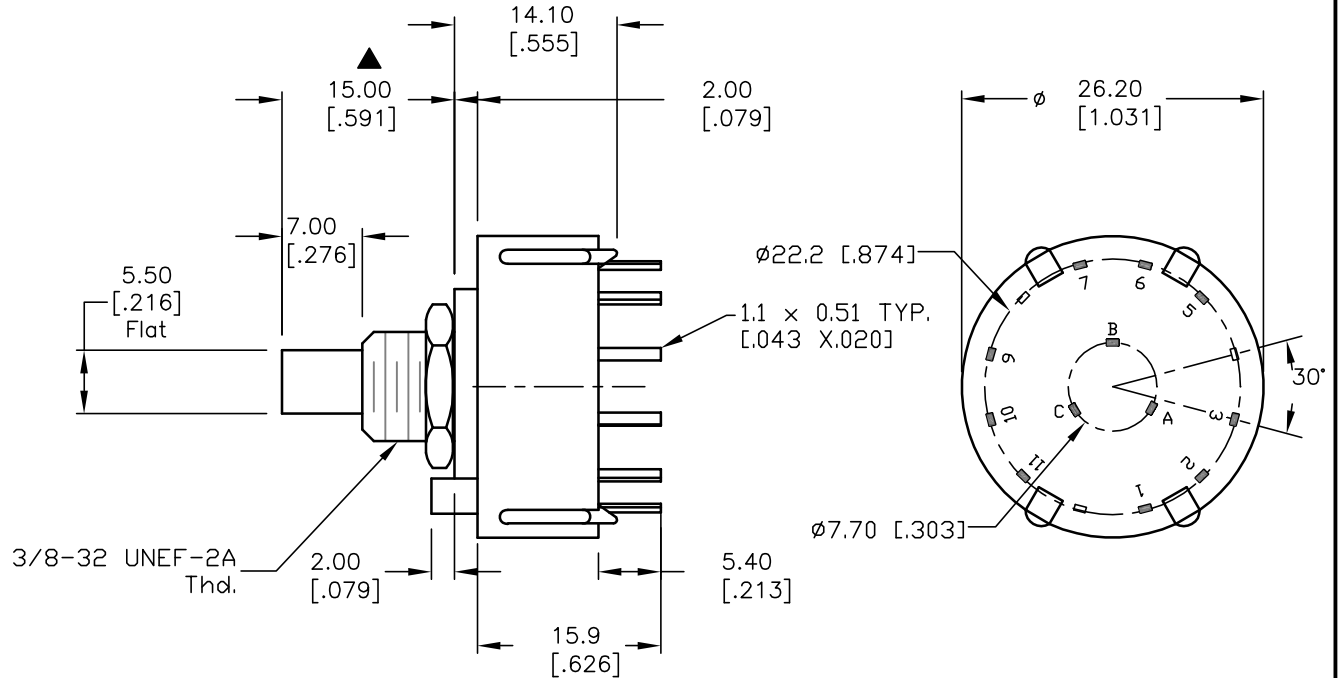
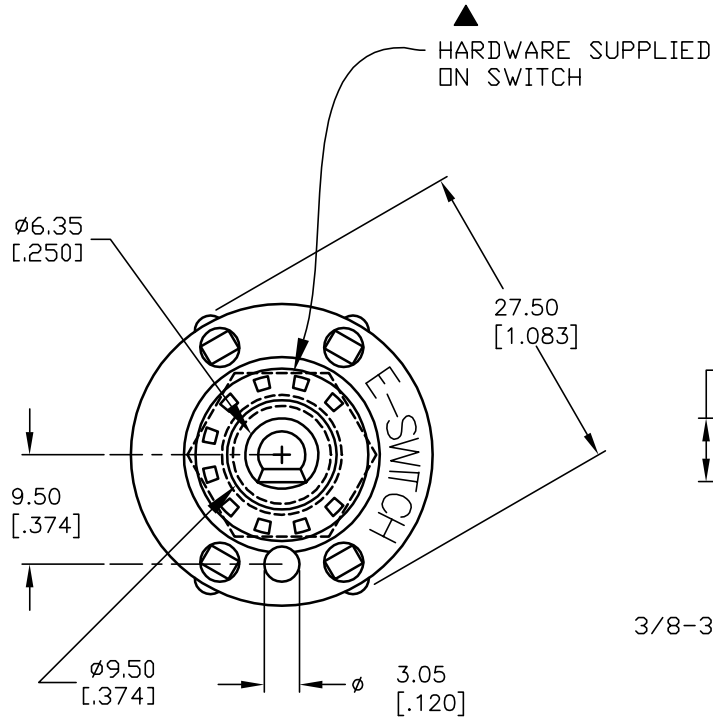
1. ALL DIMENSION IN MM [INCH]
2. GENERAL TOLERANCE: X.X=±0.4
X.XX=±0.25
3. TERM. NOS. FOR REF. ONLY.
4. CONTACT RATING SWITCHING: 150mA, 250V AC/DC
350mA, 110V AC/DC
5. CONTACT RATING (NON-SWITCHING) 5A
6. CONTACT MATERIAL: SILVER OVER COPPER ALLOY
7. OPERATING FORCE: 425±100 CM/STANDARD
8. OPERATING TEMP: -30° to 85°C
9. CIRCUIT DP: 3 POSITIONS, 30° INDEX.
10. TIMING: BBM (Non-Shorting) Break Before Make
11. DIELECTRIC STRENGTH 1000V RMS min. @ SEA LEVEL
12. ▲ DENOTES CRITICAL PARAMETER
13. HARDWARE SUPPLIED ON SWITCH- SEE BELOW
STOPRING, LOCKWASHER, & HEXNUT



CONTACT CONFIGURATION
(SEE NOTE 10)



RECOMMENDED P.C.B. LAYOUT



E-SWITCH®

B	13395	CORRECT P.C.B. LAYOUT	8/26/03	AR
A	13383	RELEASED FOR PRODUCTION	8/20/03	AR
REV.	ECN No.	DESCRIPTION	DATE	CHKD

THE INFORMATION CONTAINED IN THIS DOCUMENT IS PROPRIETARY TO E-SWITCH AND IS NOT TO BE COPIED OR TRANSFERRED

TITLE				
KC33A7.001NPS				
SCALE	DATE	DR	DWG	REV
1.5:1	8/20/03	AR	G510264	B