

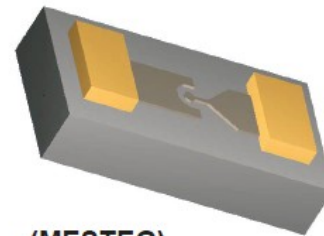
### Features

- Supports up to 10 W Power
- Low Insertion Loss: 0.4 dB up to 40 GHz
- High Isolation: 12 dB @ 10 GHz
- RoHS\* Compliant

### Description

A broadband medium power series switch element in chip form (26 x 12 mils). This is an electrical series device with a direct thermal path to ground (EST2G). It can be used in place of beam lead devices for medium power (up to 10 Watts) series switching.

It is well suited for other applications from 100 MHz up to 40 GHz



(MESTEG)

### Electrical Specifications: $T_C = +25^\circ\text{C}$ (unless otherwise specified)

Parameter	Test Conditions	Units	Min.	Typ.	Max.
Breakdown Voltage ( $V_{BR}$ )	$I_R = 10 \mu\text{A}$	V	100	—	—
Lifetime (t)	$I_F = 10 \text{ mA}$ , $I_R = 6 \text{ mA}$ , 10% / 50%	ns	—	85	—
I-Region (w)	I-Layer	$\mu\text{m}$	—	8	—
Series Resistance ( $R_S$ )	$I_F = 100 \text{ mA}$ , 500 MHz	$\Omega$	—	2	—
Junction Capacitance ( $C_J$ )	$V_R = -10 \text{ V}$ , 1 MHz	pF	—	0.04	—
Insertion Loss ( $I_L$ )	$I_F = 50 \text{ mA}$ , 10 GHz $I_F = 50 \text{ mA}$ , <40 GHz	dB	—	+0.3 -0.4	+0.4 —
Input Return Loss ( $IR_L$ )	$I_F = 50 \text{ mA}$ , 10 GHz $I_F = 50 \text{ mA}$ , <40 GHz	dB	25 —	28 15	—
Isolation ( $I_{SO}$ )	$V_R = -10 \text{ V}$ , 10 GHz $V_R = -10 \text{ V}$ , <6 GHz	dB	10 15	12 18	—

\* Restrictions on Hazardous Substances, European Union Directive 2011/65/EU.

### Absolute Maximum Ratings<sup>1,2</sup>

Parameter	Absolute Maximum
Breakdown Voltage ( $V_R$ )	100 V
Forward Current ( $I_{FDC}$ )	100 mA
Theta ( $\theta_{JC}$ )	60°C/W
Junction Temperature ( $T_J$ )	175°C
Storage Temperature ( $T_{STG}$ )	-65°C to +250°C
Mounting Temperature ( $T_{MTG}$ )	+320°C per 5 sec. max.

1. Exceeding any one or combination of these limits may cause permanent damage to this device.
2. MACOM does not recommend sustained operation near these survivability limits.

### Handling Procedures

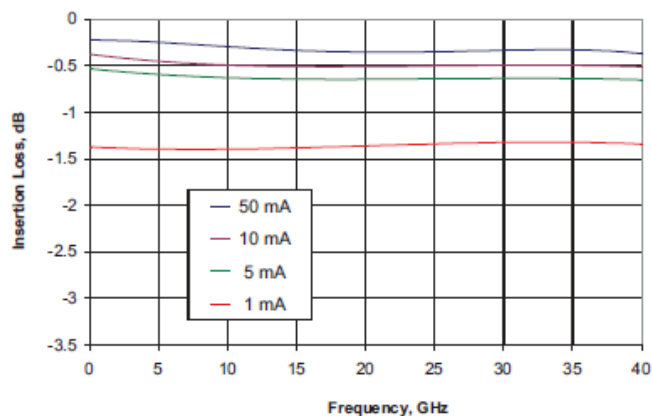
Please observe the following precautions to avoid damage:

### Static Sensitivity

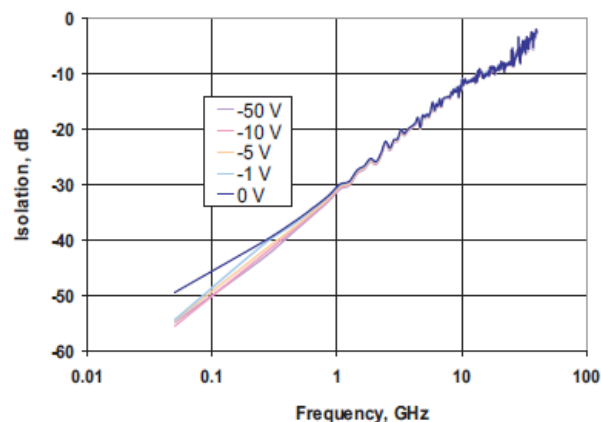
These electronic devices are sensitive to electrostatic discharge (ESD) and can be damaged by static electricity. Proper ESD control techniques should be used when handling these Class 0 (HBM) devices.

### Typical Performance Curves: $T_A = 25^\circ\text{C}$ , $Z_O = 50 \Omega$ , Small Signal

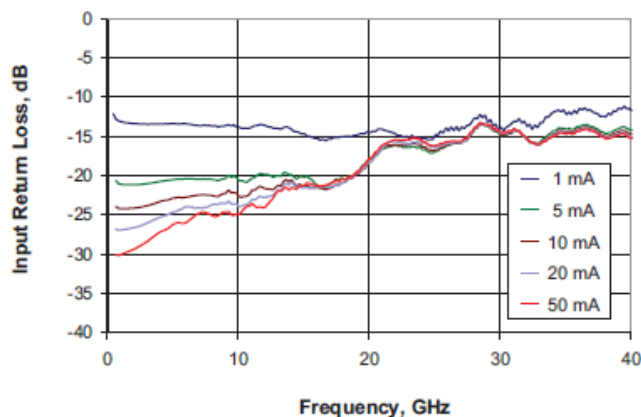
#### Insertion Loss



#### Isolation



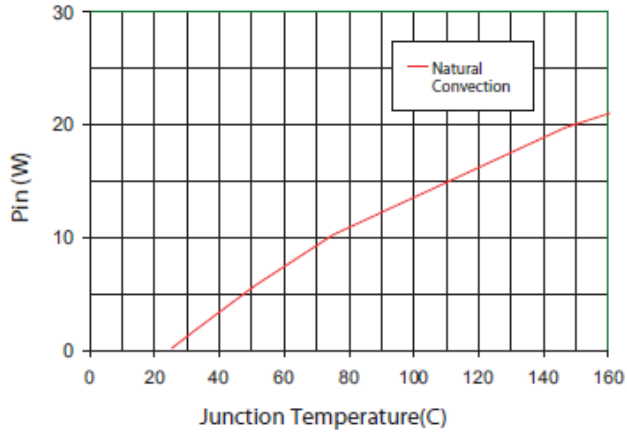
#### Input Return Loss



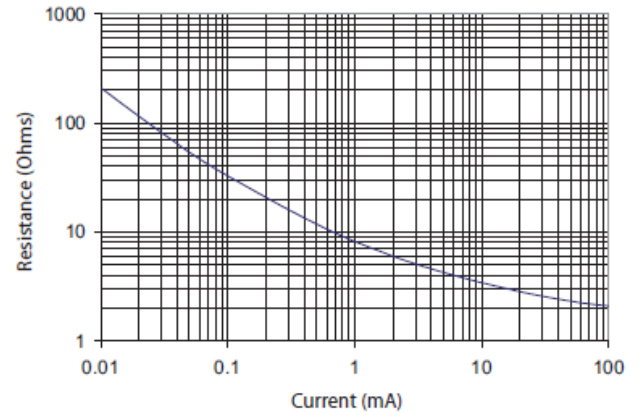
## Pin Diode Switch Element

Rev. V1

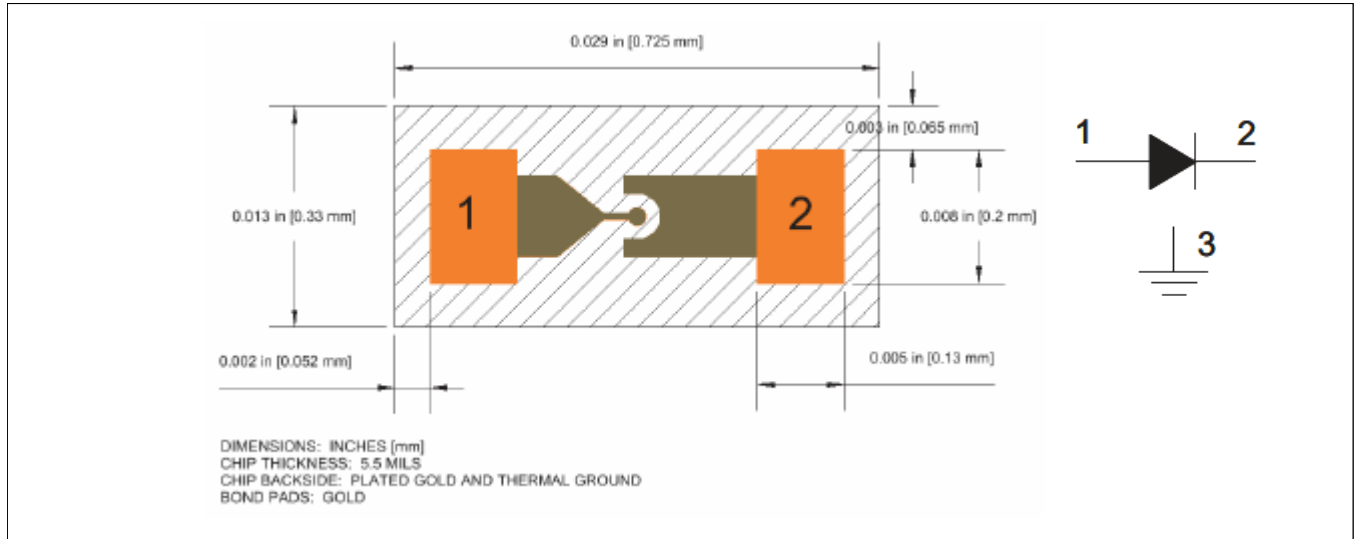
**Junction Temperature vs.  $P_{IN}$**   
(Mounted on Heat Sink @  $T_A = +25^\circ\text{C}$ , 1.3 GHz)



**Resistance vs. Current, 500 MHz**



## Die Outline



M/A-COM Technology Solutions Inc. All rights reserved.

Information in this document is provided in connection with M/A-COM Technology Solutions Inc ("MACOM") products. These materials are provided by MACOM as a service to its customers and may be used for informational purposes only. Except as provided in MACOM's Terms and Conditions of Sale for such products or in any separate agreement related to this document, MACOM assumes no liability whatsoever. MACOM assumes no responsibility for errors or omissions in these materials. MACOM may make changes to specifications and product descriptions at any time, without notice. MACOM makes no commitment to update the information and shall have no responsibility whatsoever for conflicts or incompatibilities arising from future changes to its specifications and product descriptions. No license, express or implied, by estoppel or otherwise, to any intellectual property rights is granted by this document.

THESE MATERIALS ARE PROVIDED "AS IS" WITHOUT WARRANTY OF ANY KIND, EITHER EXPRESS OR IMPLIED, RELATING TO SALE AND/OR USE OF MACOM PRODUCTS INCLUDING LIABILITY OR WARRANTIES RELATING TO FITNESS FOR A PARTICULAR PURPOSE, CONSEQUENTIAL OR INCIDENTAL DAMAGES, MERCHANTABILITY, OR INFRINGEMENT OF ANY PATENT, COPYRIGHT OR OTHER INTELLECTUAL PROPERTY RIGHT. MACOM FURTHER DOES NOT WARRANT THE ACCURACY OR COMPLETENESS OF THE INFORMATION, TEXT, GRAPHICS OR OTHER ITEMS CONTAINED WITHIN THESE MATERIALS. MACOM SHALL NOT BE LIABLE FOR ANY SPECIAL, INDIRECT, INCIDENTAL, OR CONSEQUENTIAL DAMAGES, INCLUDING WITHOUT LIMITATION, LOST REVENUES OR LOST PROFITS, WHICH MAY RESULT FROM THE USE OF THESE MATERIALS.

MACOM products are not intended for use in medical, lifesaving or life sustaining applications. MACOM customers using or selling MACOM products for use in such applications do so at their own risk and agree to fully indemnify MACOM for any damages resulting from such improper use or sale.