



Switching spark gap

Triggered SSG

Series/Type: TF25E
Ordering code: B88069X1093B011
Version/Date: Issue 02 / 2011-05-26

© EPCOS AG 2015. Reproduction, publication and dissemination of this publication, enclosures hereto and the information contained therein without EPCOS' prior express consent is prohibited.

EPCOS AG is a TDK Group Company.


Features

- Long life time
- Stable performance over life
- High voltage and high current switching
- Very short breakdown time
- High reliability by robust design
- RoHS-compatible

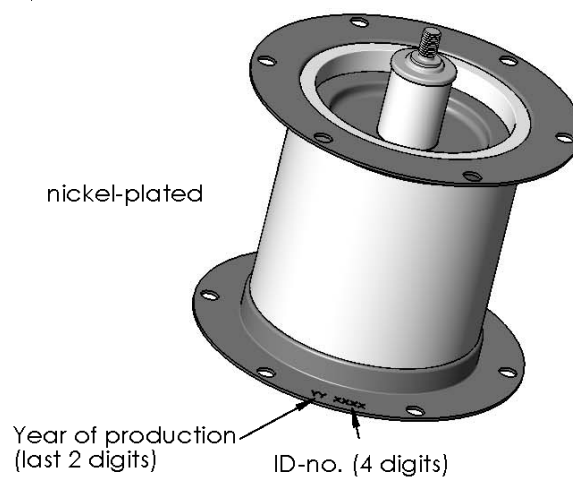
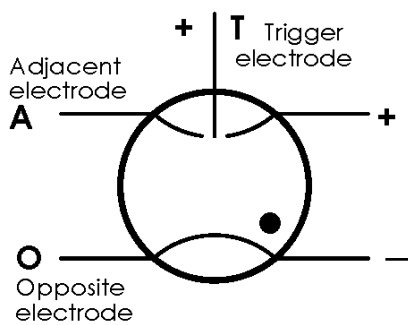
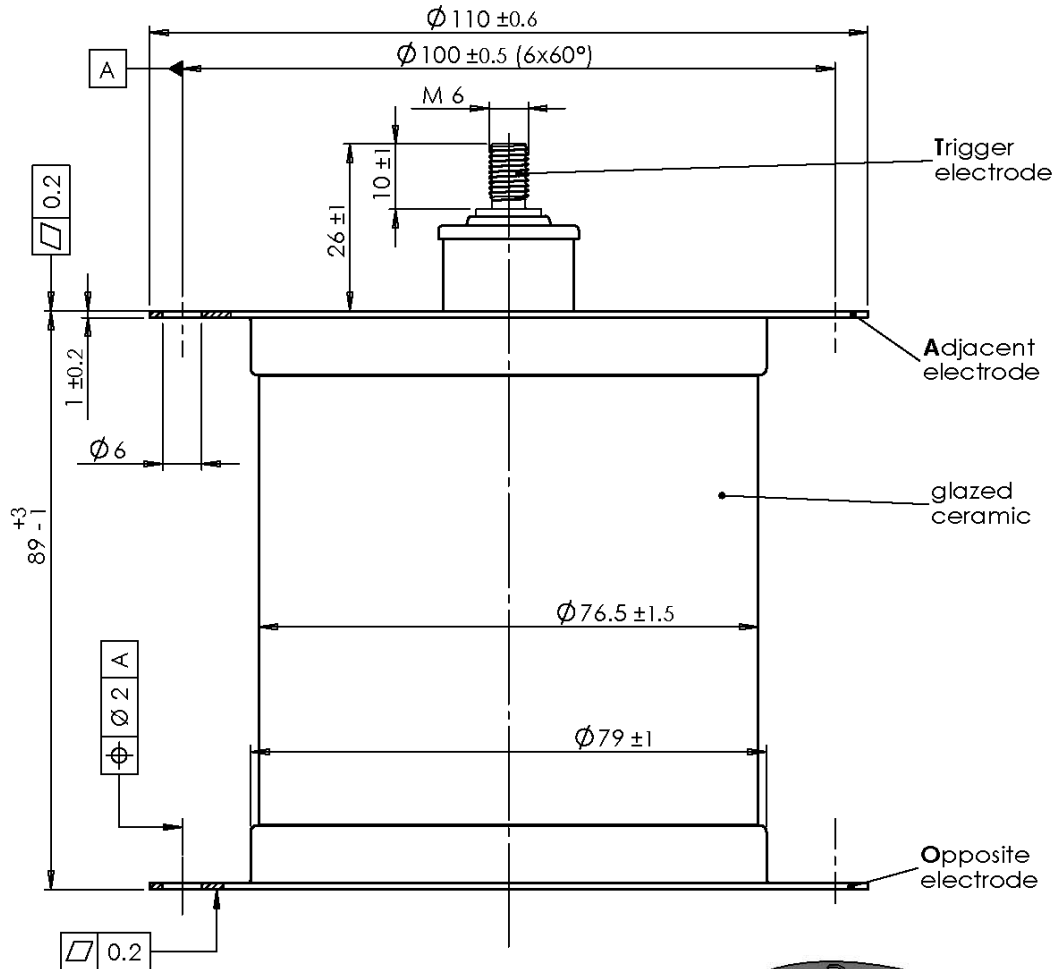
Application

- High power impulse switching for medical applications

Electrical specifications

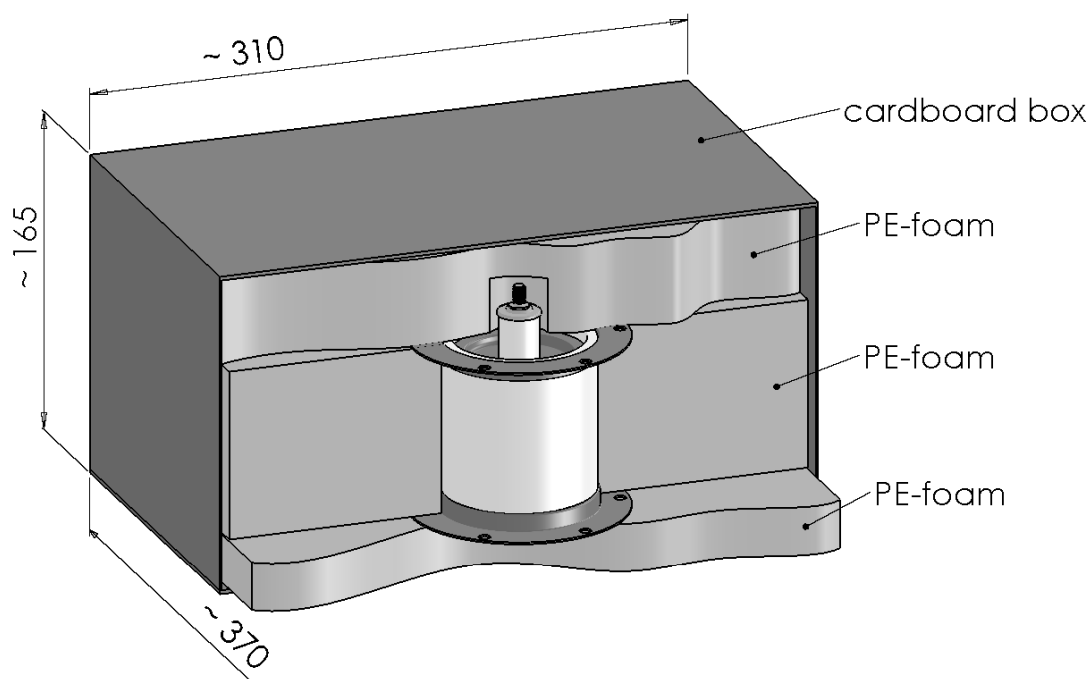
Self breakdown voltage - SBV	25 ± 10	kV %
Electrical life time		
Triggered breakdown voltage V_B , initial	8 ... 19	kV
Triggered breakdown voltage V_B , during life test	8 ... 16	kV
Switching operations	> 4 000 000	Impulses
Typical failure rate	< 0.05	%
Test circuit parameters		
Open circuit voltage V_0	16	kV
Discharge capacitance C	1.2	µF
Inductance L	0.9	µH
Discharge peak current I_P	~ 7	kA
Trigger parameters		
Open circuit peak amplitude	≥ 15	kV
Trigger voltage slope	≥ 15	kV/µs
Trigger peak current	~ 5	A
General technical data		
Insulation resistance at 100 V	> 100	MΩ
Typical breakdown time	≤ 50	ns
Typical delay time, V_B at 70% SBV	< 100	ns
Typical delay time, V_B at 40% SBV	< 10	µs
Maximum switching frequency	2	Hz
Weight	~ 750	g
Marking, black positive	 TF 25 E YY TF __ E - Series 25 - Nominal voltage in kV YY - Year of production	

Dimensional drawing in mm



Ordering code and packing advice

B88069X1093B011 = 1 pc in box with PE foam


Cautions and warnings

- Switching spark gaps may be used only within their specified values.
- Damaged switching spark gaps must not be re-used.

Important notes

The following applies to all products named in this publication:

1. Some parts of this publication contain **statements about the suitability of our products for certain areas of application**. These statements are based on our knowledge of typical requirements that are often placed on our products in the areas of application concerned. We nevertheless expressly point out **that such statements cannot be regarded as binding statements about the suitability of our products for a particular customer application**. As a rule, EPCOS is either unfamiliar with individual customer applications or less familiar with them than the customers themselves. For these reasons, it is always ultimately incumbent on the customer to check and decide whether an EPCOS product with the properties described in the product specification is suitable for use in a particular customer application.
2. We also point out that **in individual cases, a malfunction of electronic components or failure before the end of their usual service life cannot be completely ruled out in the current state of the art, even if they are operated as specified**. In customer applications requiring a very high level of operational safety and especially in customer applications in which the malfunction or failure of an electronic component could endanger human life or health (e.g. in accident prevention or life-saving systems), it must therefore be ensured by means of suitable design of the customer application or other action taken by the customer (e.g. installation of protective circuitry or redundancy) that no injury or damage is sustained by third parties in the event of malfunction or failure of an electronic component.
3. **The warnings, cautions and product-specific notes must be observed.**
4. In order to satisfy certain technical requirements, **some of the products described in this publication may contain substances subject to restrictions in certain jurisdictions (e.g. because they are classed as hazardous)**. Useful information on this will be found in our Material Data Sheets on the Internet (www.epcos.com/material). Should you have any more detailed questions, please contact our sales offices.
5. We constantly strive to improve our products. Consequently, **the products described in this publication may change from time to time**. The same is true of the corresponding product specifications. Please check therefore to what extent product descriptions and specifications contained in this publication are still applicable before or when you place an order. We also **reserve the right to discontinue production and delivery of products**. Consequently, we cannot guarantee that all products named in this publication will always be available. The aforementioned does not apply in the case of individual agreements deviating from the foregoing for customer-specific products.
6. Unless otherwise agreed in individual contracts, **all orders are subject to the current version of the "General Terms of Delivery for Products and Services in the Electrical Industry" published by the German Electrical and Electronics Industry Association (ZVEI)**.
7. The trade names EPCOS, BAOKE, Alu-X, CeraDiode, CSMP, CSSP, CTVS, DeltaCap, DigiSiMic, DSSP, FormFit, MiniBlue, MiniCell, MKD, MKK, MLSC, MotorCap, PCC, PhaseCap, PhaseCube, PhaseMod, PhiCap, SIFERRIT, SIFI, SIKOREL, SilverCap, SIMDAD, SiMic, SIMID, SineFormer, SIOV, SIP5D, SIP5K, ThermoFuse, WindCap are **trademarks registered or pending** in Europe and in other countries. Further information will be found on the Internet at www.epcos.com/trademarks.