


# 02 EPIC-KBS7

EPIC Boards

EPIC Board with 6th/7th Generation Intel® Core™ i-S series Processor (Socket Type)



## Features

- 6th/7th Generation Intel® Core™ i-S series Processor (Socket Type)
- 12V, 9-24V Wide Voltage, Non-ECC DDR4 SODIMM x 1 (Up to 16 GB)
- Basic VGA/HDMI/LVDS Display
- USB 3.0 x 4, USB 2.0 x 2, Good for Machine Vision
- mSATA/Mini-Card Selection x 1
- HDA, SATA x 2, GPIO x 8, COM x 4

## Specifications

System	
Form Factor	EPIC
CPU	6th/7th Generation CPU (Socket Type, TDP 35W, 54W Only)
CPU Frequency	6th/7th Generation Intel® Core™ i3/i5/i7/Celeron®
Chipset	H110 , Q170 (6W)
Memory Type	DDR4 (Non-ECC), 2133MHz
Max. Memory Capacity	Up to 16GB
BIOS	AMI
Wake on LAN	Yes
Watchdog Timer	255 Levels
Power Requirement	12V or 9-24V (Default)
Power Supply Type	AT/ ATX
Power Consumption (Typical)	—
Dimension (L x W)	4.53" x 6.50" (115mm x 165mm)
Operating Temperature	32°F ~ 140°F (0°C ~ 60°C)
Storage Temperature	-40°F ~ 176°F (-40°C ~ 80°C)
Operating Humidity	0% ~ 90% relative humidity, non-condensing
MTBF (Hours)	110,000
Certification	CE/FCC
Display	
VGA/LCD Controller	6th/7th Generation Intel® Core™ i3/i5/i7/Celeron®
Video Output	CRT/LVDS/HDMI
Backlight Inverter Supply	Max. 12V
I/O	
Ethernet	LAN x 2 (Real IO) (i211 x 2)
Audio	ALC892, no Amp
USB Port	USB3.0 x 4 (Real IO) USB2.0 x 2 (Internal)
Serial Port	COM x 4 (COM2: RS-232/422/485)
Parallel Port	—
HDD Interface	SATA Gen3 x 2, SATA Power (5V)
FDD Interface	—
SSD	mSATA x 1 (optional for mini-Card)
Expansion Slot	Mini-card x 1, Micro SIM x 1 (Optional)
PWM LCD Support	—
DIO	8 bit
TPM	—
Touch	—



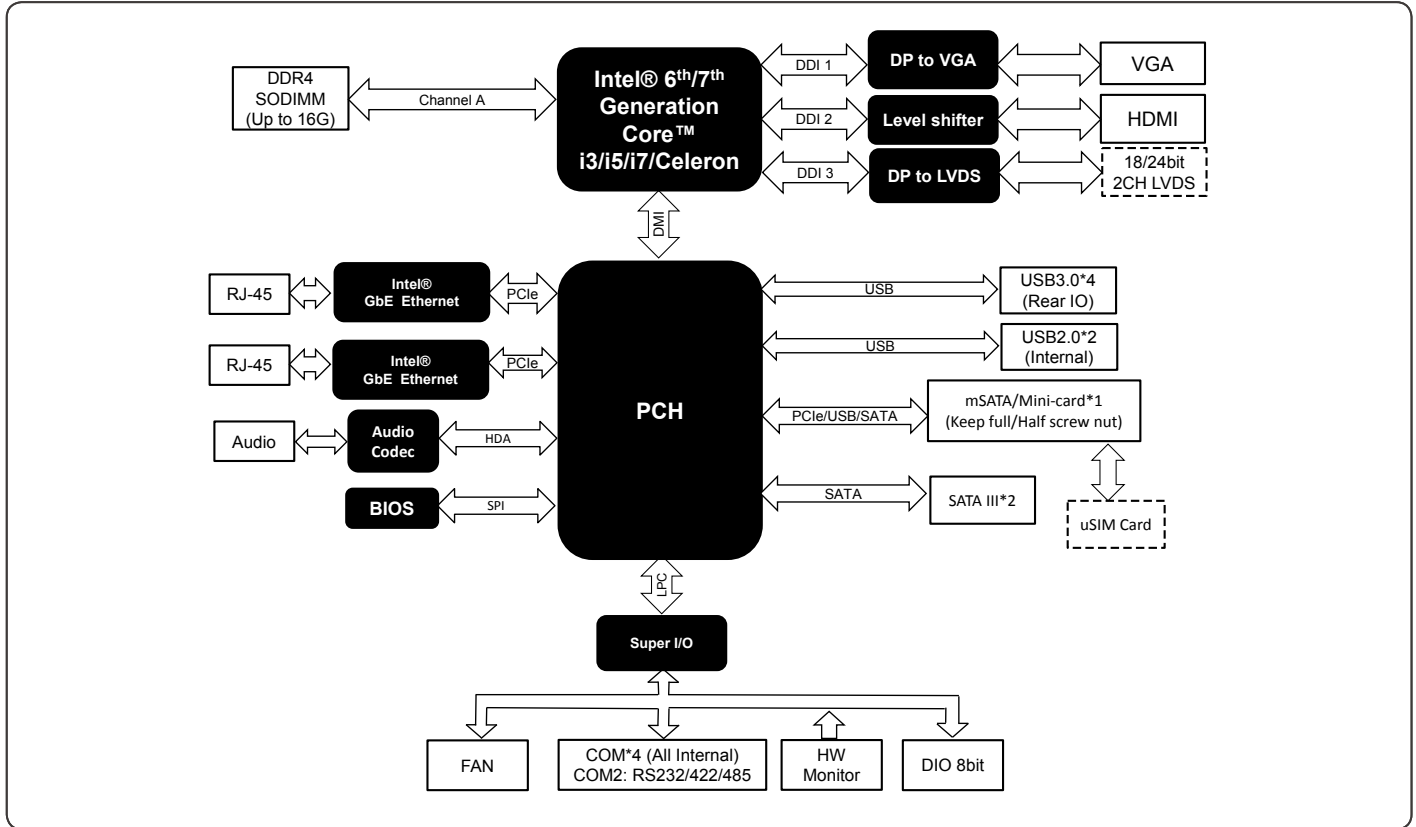
## Packing List

- SATA Cable, Length 50cm (1709070500)
- SATA Power Cable, Length 15cm (1702150155)
- Jumper Cap (9657666600)
- Product DVD
- EPIC-KBS7

## Optional Accessories

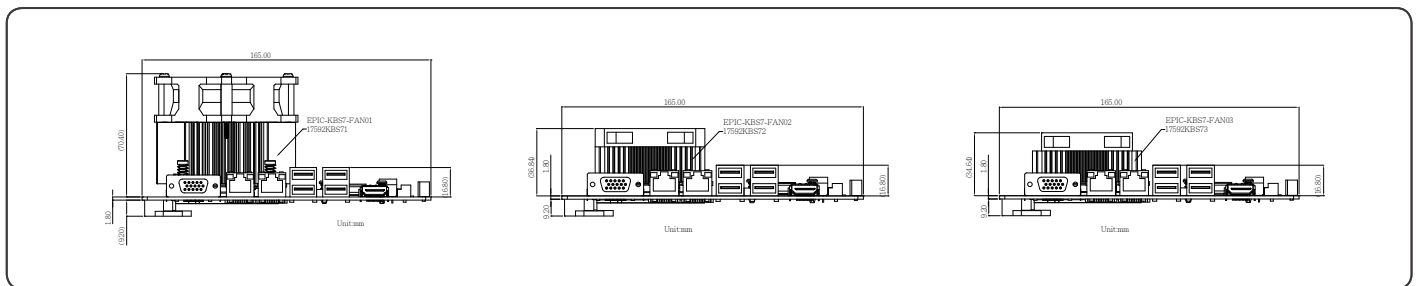
Part Number	Description	QTY
1702002010	Power Cable (2pin), Length 10cm	1
1709100254	Audio Cable (3pin), Length 25cm	1
1700050207	USB Cable (5pin), Length 20cm	4
1701090150	COM Cable (9pin), Length 15cm	4
EPIC-KBS7-FAN01	CPU Cooler	1
EPIC-KBS7-FAN02	CPU Cooler	1

## Block Diagram



## Dimension

Unit: mm



## Ordering Information

Part Number	CPU	Memory	Thermal	Display	LVDS	Storage	LAN	USB	RS-232	RS-232/422/485	Expansion Slot	Power	Operating Temp	Others
EPIC-KBS7-A10-0001 (Standard, H110)	LGA1151 (Socket Type)	DDR4 (Max 16G)	FAN	VGA + HDMI	—	SATA x 2	GbE x 2	USB3.0 x 4 USB2.0 x 2	3	1	mSATA/miniCard x 1	9-24V	0°C ~ 60°C	DIO x 8
EPIC-KBS7-A10-0002 (Advanced, Q170)	LGA1151 (Socket Type)	DDR4 (Max 16G)	FAN	VGA + LVDS + HDMI	24bit, 2CH	SATA x 2	GbE x 2	USB3.0 x 4 USB2.0 x 2	3	1	mSATA/miniCard x 1	9-24V	0°C ~ 60°C	Micro-SIM, DIO x 8