

# Customer Information Sheet

DRAWING No.: G125-FCXXX05L0-XXXXL


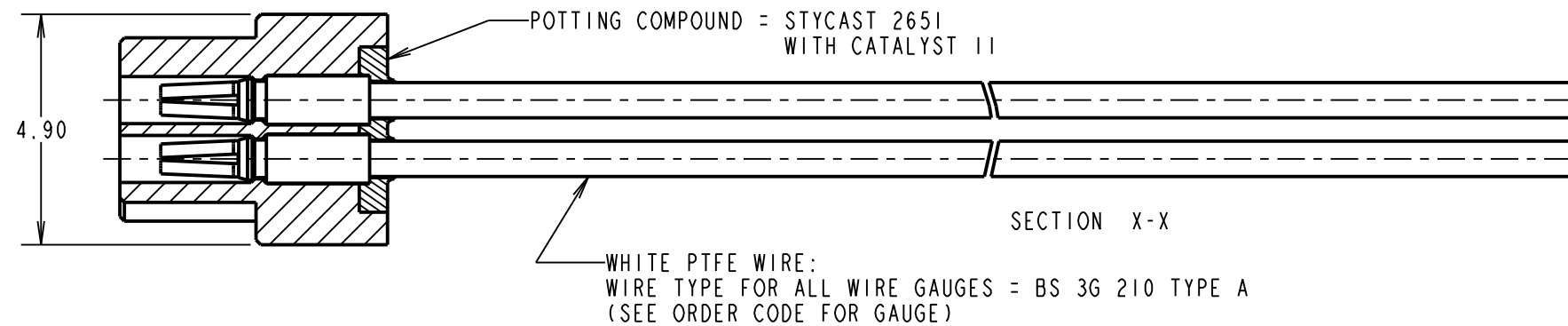
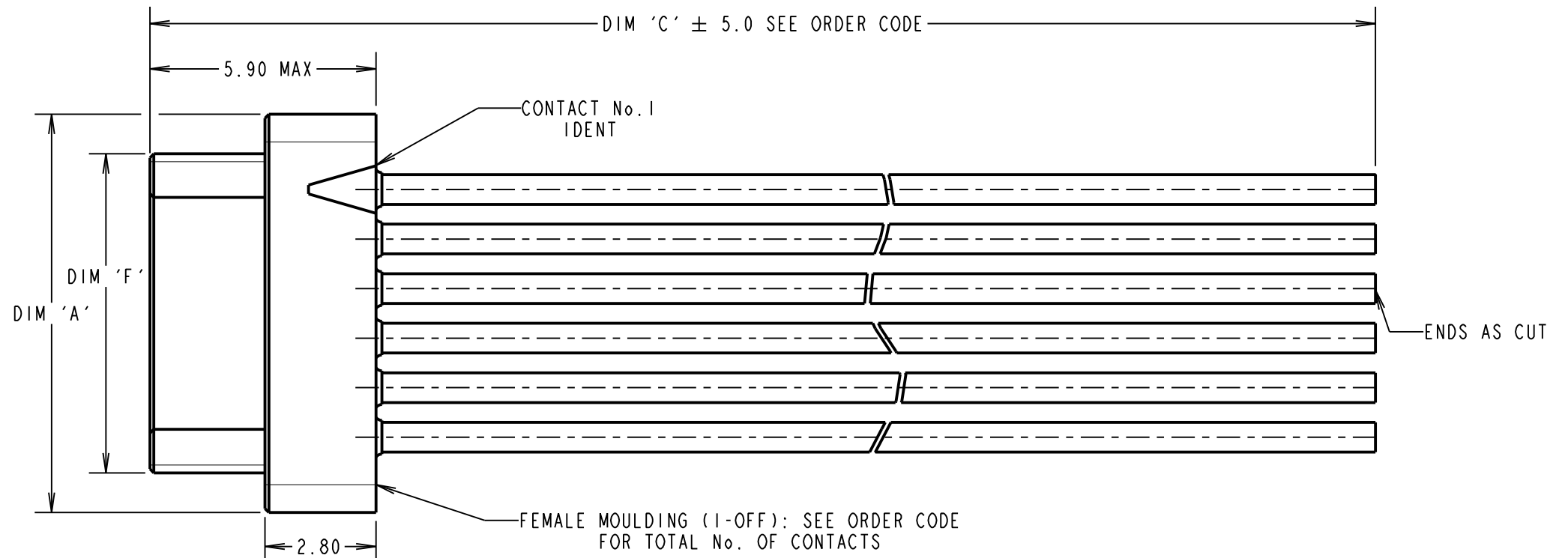
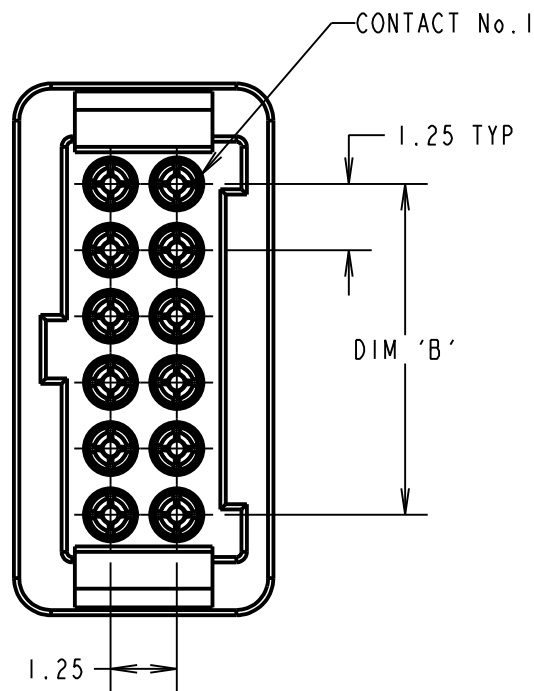
IF IN DOUBT - ASK

©

NOT TO SCALE

THIRD ANGLE PROJECTION

ALL DIMENSIONS IN mm



PATENT GRANTED - US 13/848813  
 PATENT PENDING - GB 1205109.0  
 PATENT PENDING - EP 13159969.8

DIM 'A'	(TOTAL No. OF CONTACTS - 2) x 0.625 + 3.80
DIM 'B'	(TOTAL No. OF CONTACTS - 2) x 0.625
DIM 'F'	(TOTAL No. OF CONTACTS - 2) x 0.625 + 1.80

**ORDER CODE:**

**G125-FCXXX05L0-XXXXL**

26 AWG = 1  
 28 AWG = 2  
 30 AWG = 3  
 32 AWG = 4

DIM 'C' LENGTH:  
 0060 = 60mm MIN  
 9999 = 9999mm MAX

TOTAL No. OF CONTACTS:  
 06, 10, 12, 16,  
 20, 26, 34, 50

STOCKED LENGTHS:  
 0150 = 150mm  
 0300 = 300mm  
 0450 = 450mm

**NOTES:**

- CABLE ASSEMBLIES WILL BE PACKED IN BAGS OF 10.
- FOR COMPLETE SPECIFICATION SEE COMPONENT SPECIFICATIONS C049XX AND C125XX (LATEST ISSUES).
- CUSTOM LENGTH CABLE ASSEMBLIES CAN BE PRODUCED FROM 60mm TO 9999mm. CONTACT OUR CABLE TEAM ON CABLES@HARWIN.COM.

**HARWIN**

www.harwin.com  
 technical@harwin.com

THIS DRAWING AND ANY INFORMATION OR DESCRIPTIVE MATTER SET OUT HEREON ARE CONFIDENTIAL AND COPYRIGHT PROPERTY OF THE HARWIN GROUP AND MUST NOT BE DISCLOSED, LOANED, COPIED OR USED FOR MANUFACTURING, TENDERING OR FOR ANY OTHER PURPOSE WITHOUT THEIR WRITTEN PERMISSION.

**TOLERANCES**

X. = ±1mm  
 X.X = ±0.50mm  
 X.XX = ±0.10mm  
 X.XXX = ±0.01mm  
 ANGLES = ±5°  
 UNLESS STATED

**MATERIAL:**

SEE ABOVE

**FINISH:**

SEE ABOVE

**S/AREA:**

mm<sup>2</sup>

**TITLE:**

G125 SERIES FEMALE CRIMP CONNECTOR WITH PIGTAIL

**DRAWING NUMBER:**

**G125-FCXXX05L0-XXXXL**

FM	5	23.04.18	21155
NAME	ISS.	DATE	C/NOTE
APPROVED: F. MCGOWAN			
CHECKED: M. PLESTED			
DRAWN: S. FLOWER			
CUSTOMER REF.:			
ASSEMBLY DRG:			