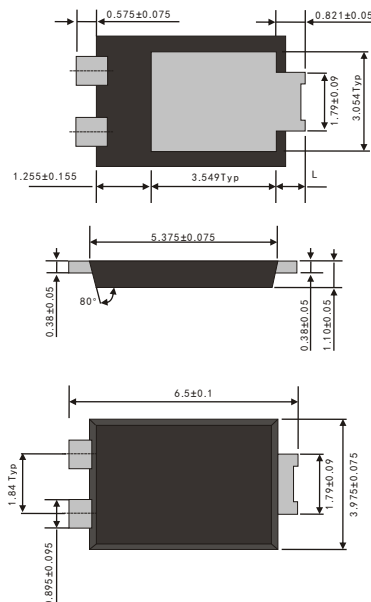


FEATURES

- Plastic package has Underwriters Laboratory Flammability Classification 94V-0
- Metal silicon junction ,majority carrier conduction
- Guard ring for overvoltage protection
- Low power loss ,high efficiency
- High current capability ,low forward voltage drop
- High surge capability
- Very low profile-typical height of 1.1mm
- Ideal for automated placement
High temperature soldering guaranteed:260°C/10 seconds at terminals
Component in accordance to RoHS 2011/65/EU



TO-277

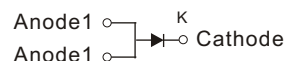


MECHANICAL DATA

- Case: TO-277 molded plastic body
- Terminals: Plated axial leads, solderable per MIL-STD-750,method 2026
- Mounting Position: Any
- Weight: 0.092 grams (approx)

TYPICAL APPLICATIONS

For use in low voltage ,high frequency inverters ,DC/DC converters, free wheeling ,and polarity protection applications



Dimensions in inches and (millimeters)

MAXIMUM RATINGS

(Ratings at 25°C ambient temperature unless otherwise specified)

Parameter	Symbol	SP5U100L	Unit
Maximum repetitive peak reverse voltage	V_{RRM}	100	V
Maximum average forward rectified current	$I_{F(AV)}$	5.0	A
Peak forward surge current 8.3ms single half sine-wave superimposed on rated load (JEDEC method at rated TL)	I_{FSM}	120	A
Operating junction temperature range	T_J	-55 to+150	°C
Storage temperature range	T_{stg}	-55 to+150	°C

RATINGS AND CHARACTERISTIC OF SP5U100L

ELECTRICAL CHARACTERISTICS (T_A=25°C Unless otherwise noted)

Parameter	Test Conditions		Symbol	TYP.	MAX.	Unit
Instantaneous forward voltage	I _F =5.0A	T _A =25°C	V _F ¹⁾	0.60	0.65	V
		T _A =100°C		0.57	–	
		T _A =125°C		0.55	–	
	I _F =2.0A	T _A =25°C		0.47	–	
		T _A =100°C		0.42	–	
		T _A =125°C		0.41	–	
Reverse current	V _R =100V	T _A =25°C	I _R ²⁾	10	50	μA
		T _A =100°C		–	5	mA
		T _A =125°C		–	20	
Typical junction capacitance	4V, 1MHz		C _J	370		pF

Notes: 1.Pulse test: 300 μs pulse width, 1% duty cycle

2.Pulse test: pulse width ≤ 40ms

THERMAL CHARACTERISTICS (T_A=25°C Unless otherwise noted)

Parameter	Symbol	SP5U100L	Unit
Typical thermal resistance ³⁾	R _{θJA}	60.0	°C/W
	R _{θJL}	3.0	

3 Units mounted on recommended PCB 1 oz. Pad layout

AVAILABLE PACK INFORMATION

Product code	Pack	Box Size L*W*H(mm)	Quantity (pcs/box)	Carton Size L*W*H(mm)	Quantity (box/carton)
SP5U100L-TO-277	T/B	340*340*50	10K	365*350*350	6

RATINGS AND CHARACTERISTIC OF SP5U100L

FIG.1-FORWARD CURRENT DERATING CURVE

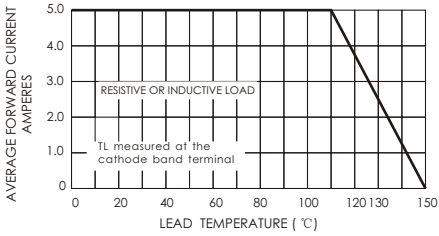


FIG.2-MAXIMUM NON-REPETITIVE PEAK FORWARD SURGE CURRENT

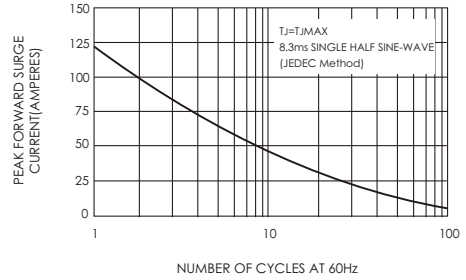


FIG.3-TYPICAL INSTANTANEOUS FORWARD CHARACTERISTICS

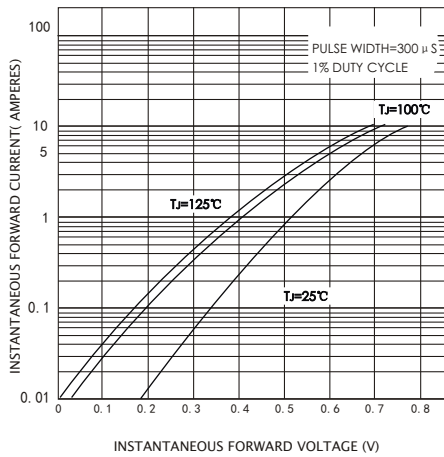


FIG.4-TYPICAL REVERSE CHARACTERISTICS

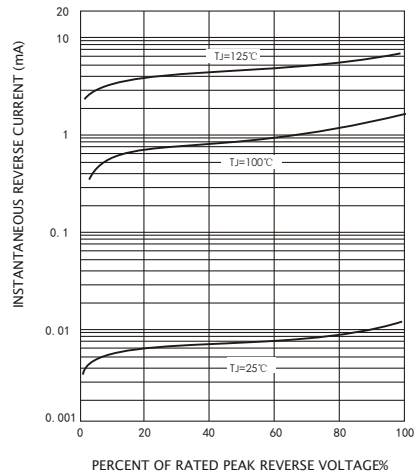


FIG.5-TYPICAL JUNCTION CAPACITANCE

