

MT5004A THRU MT5016A

Features

- Glass Passivated Die Construction
- General purpose 3 phase bridge rectifier applications
- High Surge Current Capability
- Lead Free Finish/Rohs Compliant (Note1) ("P" Suffix designates Compliant. See ordering information)
- Epoxy meets UL 94 V-0 flammability rating
- Moisture Sensitivity Level 1

Maximum Ratings

- Operating Temperature: -55°C to +150°C
- Storage Temperature: -55°C to +150°C
- Maximum Thermal Resistance: 0.88°C/W Junction to case

MCC Part Number	Peak Repetitive Reverse Voltage
MT5004A	400V
MT5006A	600V
MT5008A	800V
MT5010A	1000V
MT5012A	1200V
MT5014A	1400V
MT5016A	1600V

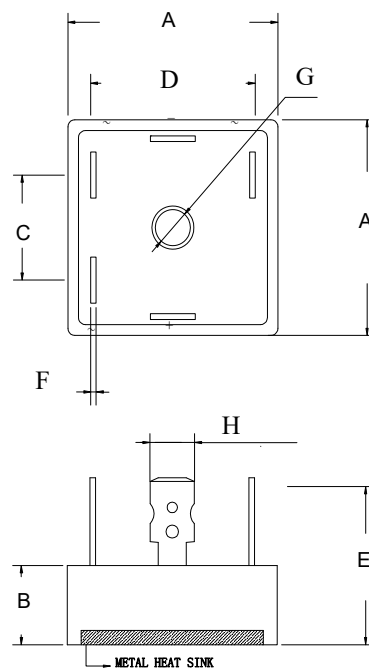
Electrical Characteristics @ 25°C Unless Otherwise Specified

Average Forward Current	$I_{F(AV)}$	50A	$T_C = 55^\circ\text{C}$
Forward Surge Current(Nonrepetitive)	I_{FSM}	500A	60Hz sine wave, 1 cycle,
Peak Forward Voltage	V_{FM}	1.2V	$I_{FM}=17A_{PK}$, Pulse measurement, Rating of per diode
Peak Reverse Current	I_{RRM}	10 μ A	Pulse measurement Rating of per diode
Current Squared Time	I^2t	1042A ² S	1ms< t < 8.3ms Rating of per diode
Dielectric Strength	V_{dis}	2KV	AC 1min, Terminals to case

Notes: 1. High Temperature Solder Exemption Applied, see EU Directive Annex Notes 7.

50 Amp Three Phase Bridge Rectifier 400 to 1600 Volts

MT-35A



DIM	INCHES		MM		NOTE
	MIN	MAX	MIN	MAX	
A	1.110	1.134	28.20	28.80	
B	.354	.394	9.0	10.0	
C	.610	.650	15.5	16.5	
D	.948	.988	24.10	25.10	
E	.944		25.00		
F	.029	.033	0.75	0.85	
G	.193		4.9		
H	.244	.251	6.20	6.40	

■ Characteristics(Typical)

FIG1:Io-Tc Curve

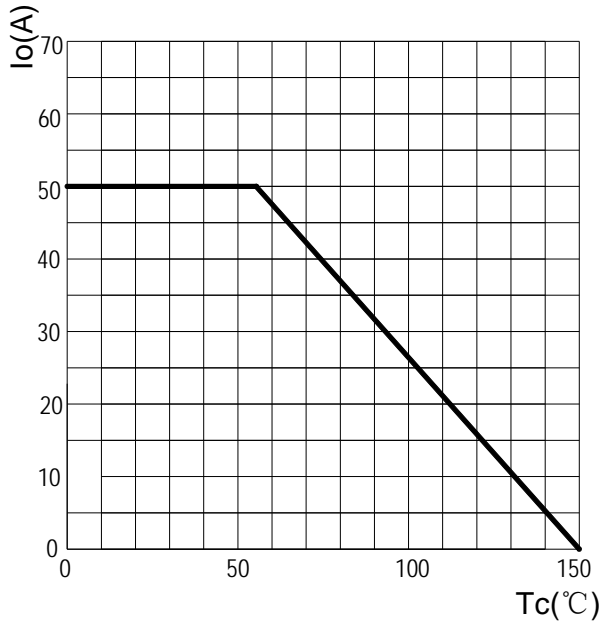


FIG2:Surge Forward Current Capability

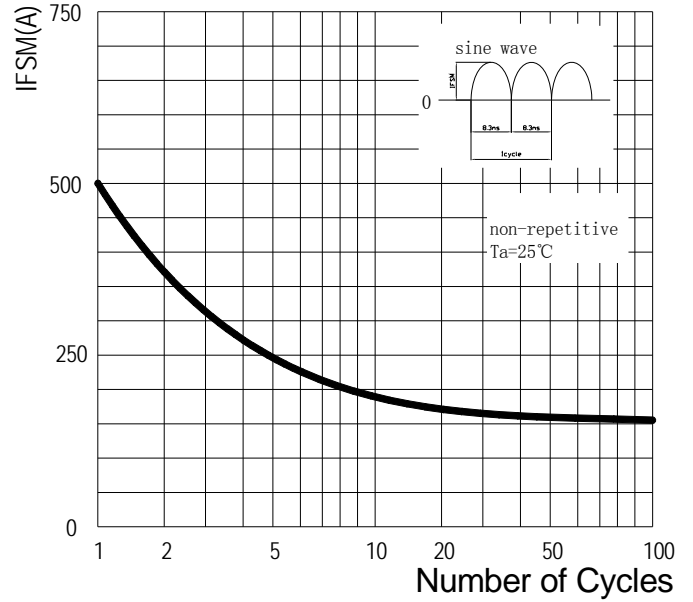


FIG3:Instantaneous Forward Voltage

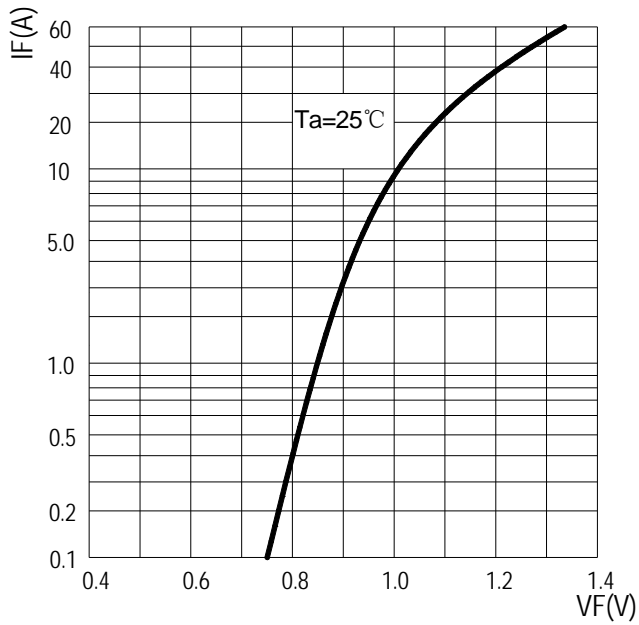
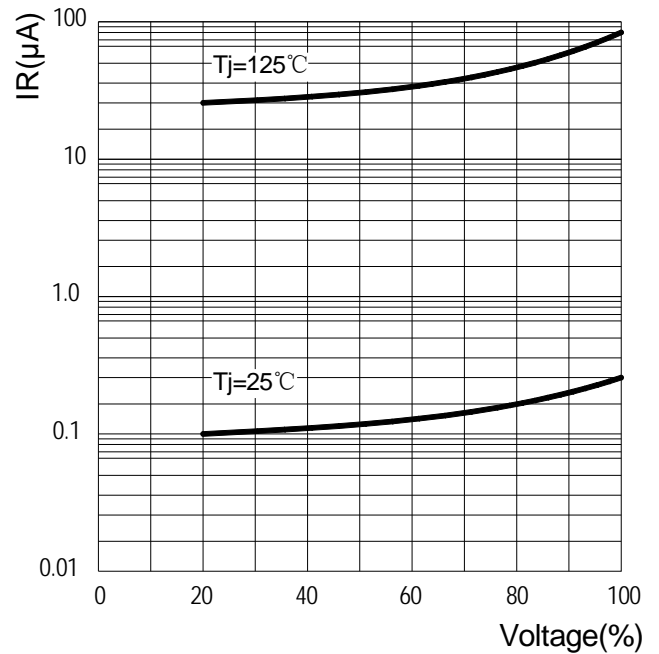


FIG4:Typical Reverse Characteristics



Ordering Information :

Device	Packing
Part Number-BP	Bulk: 50PCS/BOX ;500PCS/CTN

IMPORTANT NOTICE

Micro Commercial Components Corp. reserves the right to make changes without further notice to any product herein to make corrections, modifications , enhancements , improvements , or other changes . **Micro Commercial Components Corp .** does not assume any liability arising out of the application or use of any product described herein; neither does it convey any license under its patent rights ,nor the rights of others . The user of products in such applications shall assume all risks of such use and will agree to hold **Micro Commercial Components Corp .** and all the companies whose products are represented on our website, harmless against all damages.

LIFE SUPPORT

MCC's products are not authorized for use as critical components in life support devices or systems without the express written approval of Micro Commercial Components Corporation.

CUSTOMER AWARENESS

Counterfeiting of semiconductor parts is a growing problem in the industry. Micro Commercial Components (MCC) is taking strong measures to protect ourselves and our customers from the proliferation of counterfeit parts. MCC strongly encourages customers to purchase MCC parts either directly from MCC or from Authorized MCC Distributors who are listed by country on our web page cited below. Products customers buy either from MCC directly or from Authorized MCC Distributors are genuine parts, have full traceability, meet MCC's quality standards for handling and storage. **MCC will not provide any warranty coverage or other assistance for parts bought from Unauthorized Sources.** MCC is committed to combat this global problem and encourage our customers to do their part in stopping this practice by buying direct or from authorized distributors.