



WR-10 Waveguide Isolator from 75 GHz to 110 GHz, 25 dB min Isolation, UG-387/U-Mod Round Cover Flange

Waveguide Isolators Technical Data Sheet

PEWIR1000

Features

- Waveguide Faraday Isolator
- WR-10
- Full W Band Frequency Range 75 to 110 GHz
- UG-387/U-Mod Round Cover Flange
- 1.5:1 VSWR

Applications

- Radar Systems
- Military
- Wireless Radio Systems
- Telecom Infrastructure
- Communication Systems
- R&D Labs
- Microwave Radio Systems

Description

The PEWIR1000 is a Waveguide Faraday Isolator offering 25 dB minimum isolation over the full W band frequency range of 75 to 110 GHz. In a conventional isolator design, three or four parts would be needed to cover the full WR-10 band to achieve this level of isolation. The Faraday design achieves high isolation with wide band performance. This gold plated WR-10 waveguide component uses UG-387/U-Mod round cover flanges on all ports and has a power rating of 1 watt in the forward direction.

Pasternack Enterprises offers a wide variety of isolators and Waveguide Isolators to fit your needs. These are two-port devices that transmit microwave or radio frequency power in one direction only and block the signal in the opposite direction. They can be thought of as a diode for RF energy. Isolators are used to isolate equipment from the effects of conditions outside of the equipment. For instance they are used to prevent a microwave source being detuned by a mismatched load. Pasternack's waveguide isolators feature excellent insertion loss, full WR band high isolation and reliability.

Electrical Specifications

Description	Minimum	Typical	Maximum	Units
Frequency Range	75		110	GHz
Insertion Loss			2.3	dB
Isolation	25	30		dB
VSWR			1.5:1	
Forward Power, CW			1	Watts

Mechanical Specifications

Size

Length	2.5 in [63.5 mm]
Height	0.94 in [23.88 mm]

Configuration

Design	Faraday
Waveguide Size	WR-10
Flange Designation	UG-387/U-Mod
Flange Type	Round Cover

Click the following link (or enter part number in "SEARCH" on website) to obtain additional part information including price, inventory and certifications: [WR-10 Waveguide Isolator from 75 GHz to 110 GHz, 25 dB min Isolation, UG-387/U-Mod Round Cover Flange PEWIR1000](#)



WR-10 Waveguide Isolator from 75 GHz to 110 GHz, 25 dB min Isolation, UG-387/U-Mod Round Cover Flange

Waveguide Isolators Technical Data Sheet

PEWIR1000

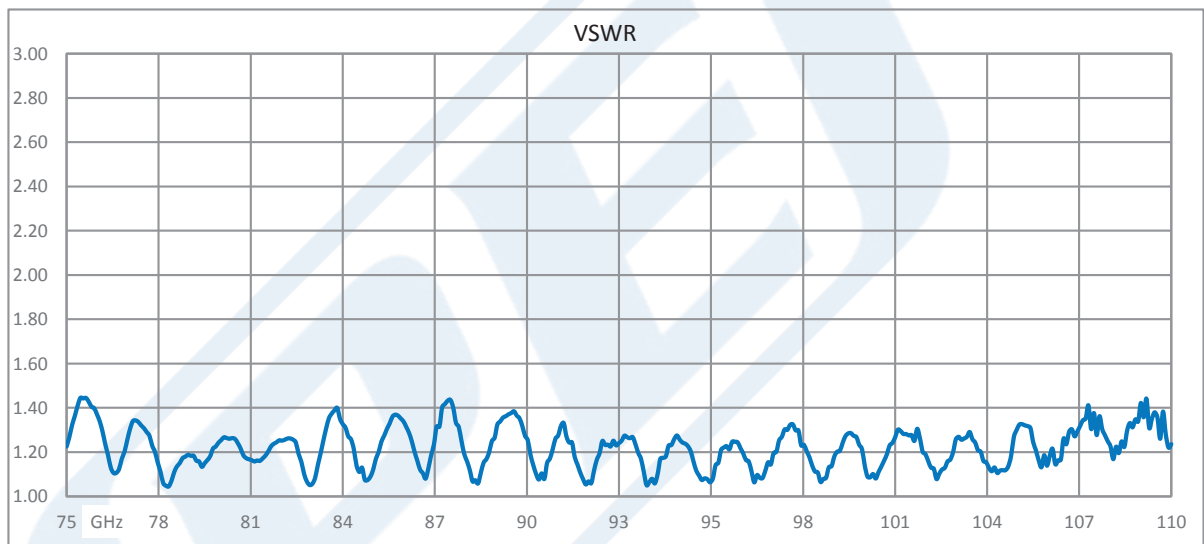
Environmental Specifications

Compliance Certifications (see [product page](#) for current document)

Plotted and Other Data

Notes:

Typical Performance Data



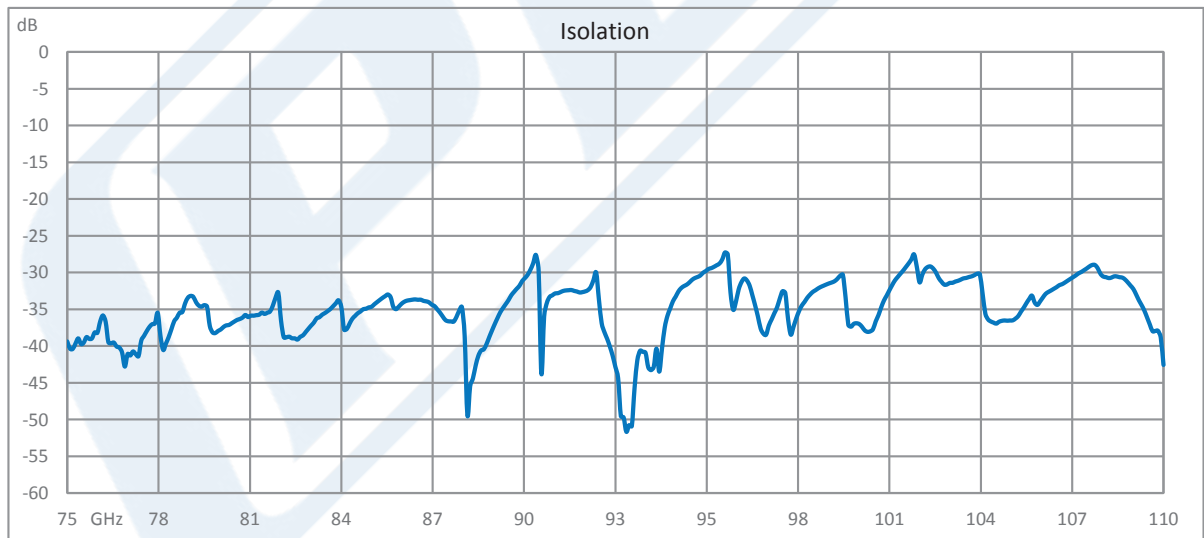
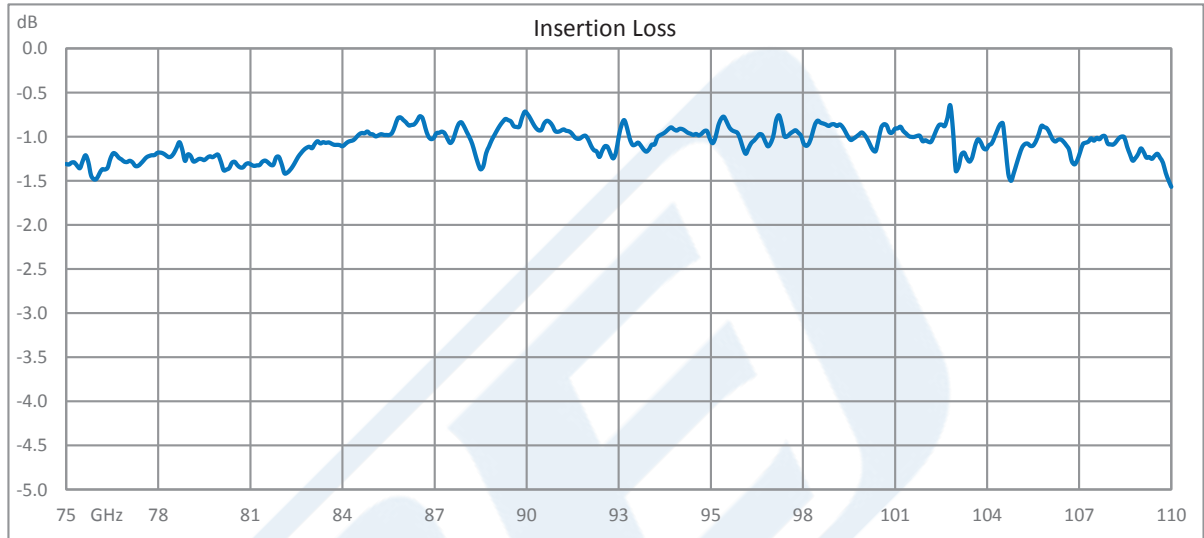
Click the following link (or enter part number in "SEARCH" on website) to obtain additional part information including price, inventory and certifications: [WR-10 Waveguide Isolator from 75 GHz to 110 GHz, 25 dB min Isolation, UG-387/U-Mod Round Cover Flange PEWIR1000](#)



WR-10 Waveguide Isolator from 75 GHz to 110 GHz, 25 dB min Isolation, UG-387/U-Mod Round Cover Flange

Waveguide Isolators Technical Data Sheet

PEWIR1000



Click the following link (or enter part number in "SEARCH" on website) to obtain additional part information including price, inventory and certifications: [WR-10 Waveguide Isolator from 75 GHz to 110 GHz, 25 dB min Isolation, UG-387/U-Mod Round Cover Flange PEWIR1000](#)





WR-10 Waveguide Isolator from 75 GHz to 110 GHz, 25 dB min Isolation, UG-387/U-Mod Round Cover Flange

Waveguide Isolators Technical Data Sheet

PEWIR1000

WR-10 Waveguide Isolator from 75 GHz to 110 GHz, 25 dB min Isolation, UG-387/U-Mod Round Cover Flange from Pasternack Enterprises has same day shipment for domestic and International orders. Our RF, microwave and millimeter wave products maintain a 99.4% availability and are part of the broadest selection in the industry.

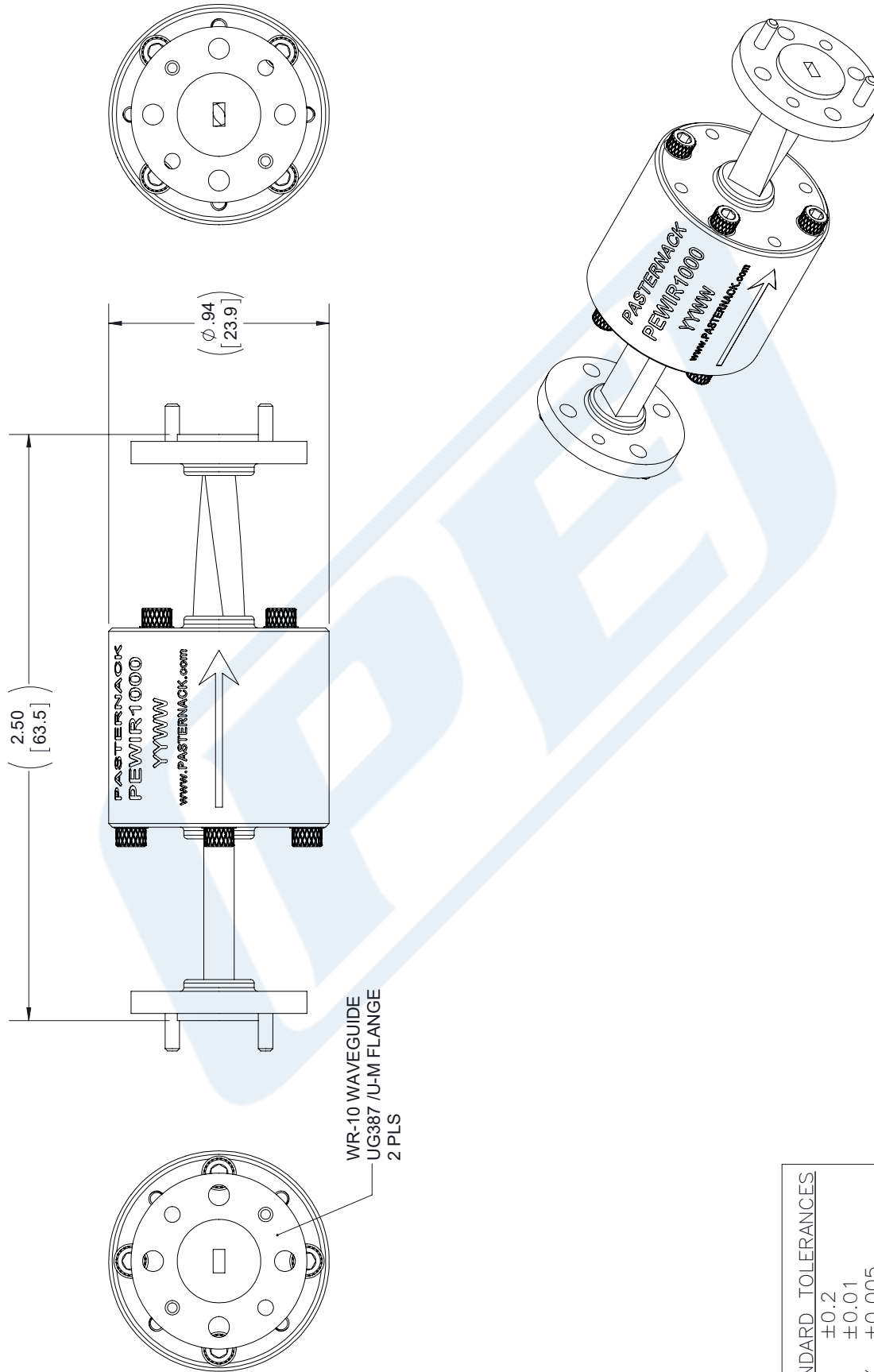
Click the following link (or enter part number in "SEARCH" on website) to obtain additional part information including price, inventory and certifications: [WR-10 Waveguide Isolator from 75 GHz to 110 GHz, 25 dB min Isolation, UG-387/U-Mod Round Cover Flange PEWIR1000](https://www.pasternack.com/wr-10-waveguide-isolator-110-ghz-25-db-ug387-mod-pewir1000-p.aspx)

URL: <https://www.pasternack.com/wr-10-waveguide-isolator-110-ghz-25-db-ug387-mod-pewir1000-p.aspx>

The information contained in this document is accurate to the best of our knowledge and representative of the part described herein. It may be necessary to make modifications to the part and/or the documentation of the part, in order to implement improvements. Pasternack reserves the right to make such changes as required. Unless otherwise stated, all specifications are nominal. Pasternack does not make any representation or warranty regarding the suitability of the part described herein for any particular purpose, and Pasternack does not assume any liability arising out of the use of any part or documentation.

PEWIR1000 CAD Drawing

WR-10 Waveguide Isolator from 75 GHz to 110 GHz, 25 dB
min Isolation, UG-387/U-Mod Round Cover Flange



STANDARD TOLERANCES
.X ±0.2
.XX ±0.01
.XXX ±0.005

*STANDARD TOLERANCES APPLY ONLY TO DIMENSIONS IN INCHES



Pasternack Enterprises, Inc.
P.O. Box 16759 | Irvine | CA | 92623
Phone: (949) 261-1920 | Fax: (949) 261-7451
Website: www.pasternack.com | E-Mail: sales@pasternack.com

DWG TITLE

PEWIR1000

NOTES:
1. UNLESS OTHERWISE SPECIFIED ALL DIMENSIONS ARE NOMINAL.
2. ALL SPECIFICATIONS ARE SUBJECT TO CHANGE WITHOUT NOTICE AT ANY TIME
3. DIMENSIONS ARE IN INCHES [mm].

CAGE CODE 53919

CAD FILE 100517

SCALE N/A

SIZE A

7361