


AC/DC Digital Power Controller for High Power Factor Dimmable LED Drivers

1 Description

The iW3623 is a high-performance AC/DC off-line power supply controller for LED luminaires. The iW3623 combines power factor correction and LED current regulation into one controller. It achieves $PF > 0.95$ and $THD < 10\%$ for $100\text{--}277V_{AC}$ input voltage range.

The iW3623 operates in quasi-resonant mode to provide high efficiency. The device uses Dialog's advanced **PrimAccurate™** primary-side sensing technology to achieve excellent line and load regulation without a secondary-feedback circuit. In addition, the iW3623's pulse-by-pulse waveform analysis technology allows accurate LED current regulation. The iW3623 maintains stability over all operating conditions without the need for loop compensation components.



2 Features

- Isolated AC/DC off-line LED driver
- Power factor > 0.95 for wide input voltage range $100 - 277V_{AC}$
- Total harmonic distortion (THD) $< 10\%$
- Under 5% 100Hz/120Hz output current ripple
- Resonant control to achieve high efficiency
- LED current foldback with external NTC
- Small size design
 - » Small size input bulk capacitor
 - » Small size output capacitor
 - » Small transformer
- **PrimAccurate™** primary-side sensing eliminates the need for optocoupler feedback and simplifies design
- Tight LED current regulation $\pm 5\%$
- Under 0.5 second start-up time
- Hot-plug LED module support
- Multiple protection features:
 - » LED open circuit protection
 - » Single-fault protection
 - » Over-current protection
 - » LED short-circuit protection
 - » Current sense-resistor-short-circuit protection
 - » Input over-voltage and brown-out protection

3 Applications

- Non-dimmable LED lamps and luminaires
- Optimized for up to 45W output power



AC/DC Digital Power Controller for High Power Factor Dimmable LED Drivers

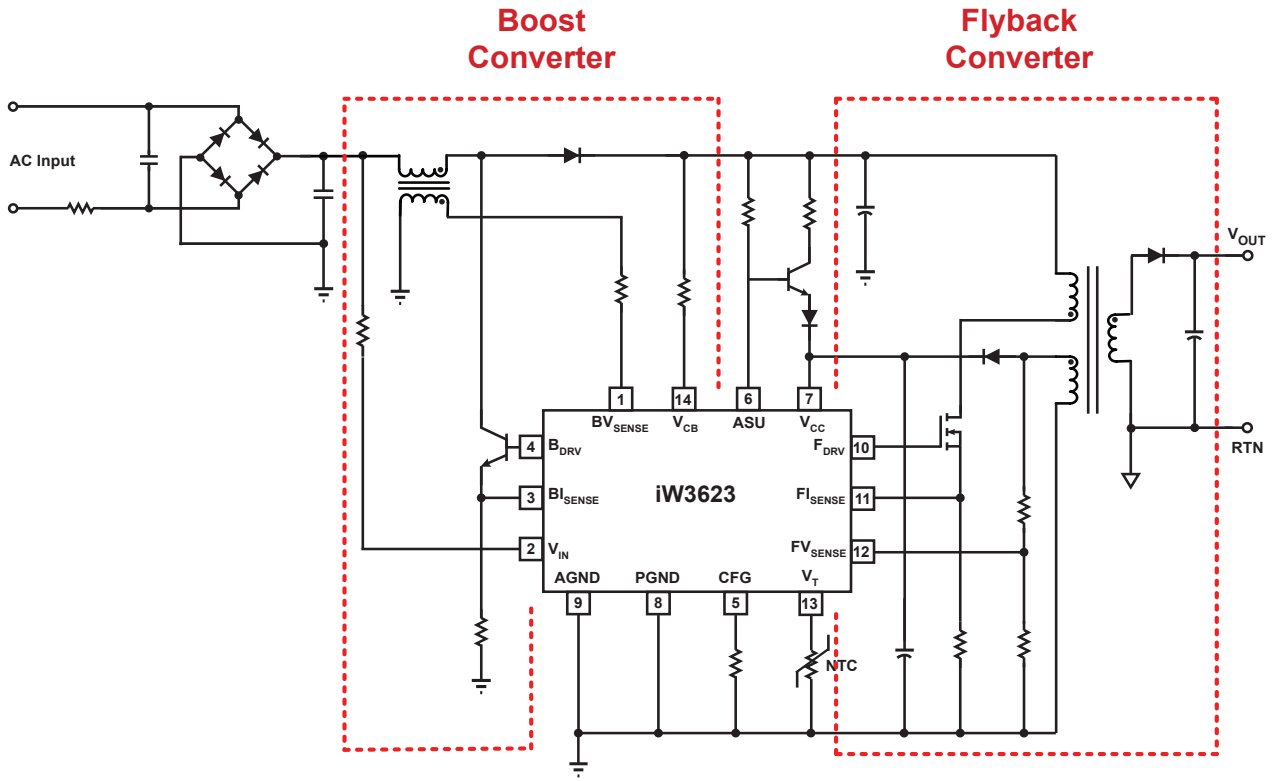


Figure 3.1 : iW3623 Typical Application Circuit

AC/DC Digital Power Controller for High Power Factor Dimmable LED Drivers

4 Pinout Description

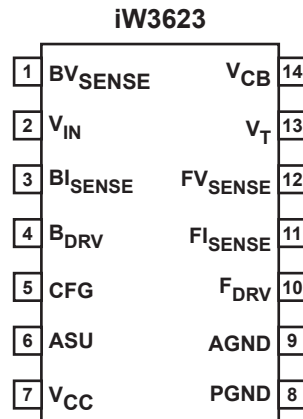


Figure 4.1 : 14-Lead SOIC Package

Pin Number	Pin Name	Type	Pin Description
1	BV _{SENSE}	Analog Input	Boost inductor voltage feedback
2	V _{IN}	Analog Input	Rectified AC line voltage feedback
3	BI _{SENSE}	Analog Input	Boost current sense (used for cycle-by-cycle peak current limit)
4	B _{DRV}	Output	Base drive for boost BJT
5	CFG	Analog In/Out	Chooses input start-up voltage and brown-out shutdown voltage
6	ASU	Output	Active start-up control
7	V _{CC}	Power	Power supply for control logic and voltage sense for power-on reset circuitry. A decoupling capacitor of 0.1μF or so should be connected between the V _{CC} pin and GND.
8	PGND	Ground	Power ground
9	AGND	Ground	Signal ground
10	F _{DRV}	Output	Gate drive for flyback MOSFET
11	FI _{SENSE}	Analog Input	Primary current sense (used for cycle-by-cycle peak current control and limit)
12	FV _{SENSE}	Analog Input	Auxiliary voltage sense (used for primary-side regulation and ZVS)
13	V _T	Analog Input	Output power limit and shutdown control
14	V _{CB}	Analog Input	Boost output voltage feedback

AC/DC Digital Power Controller for High Power Factor Dimmable LED Drivers

5 Absolute Maximum Ratings

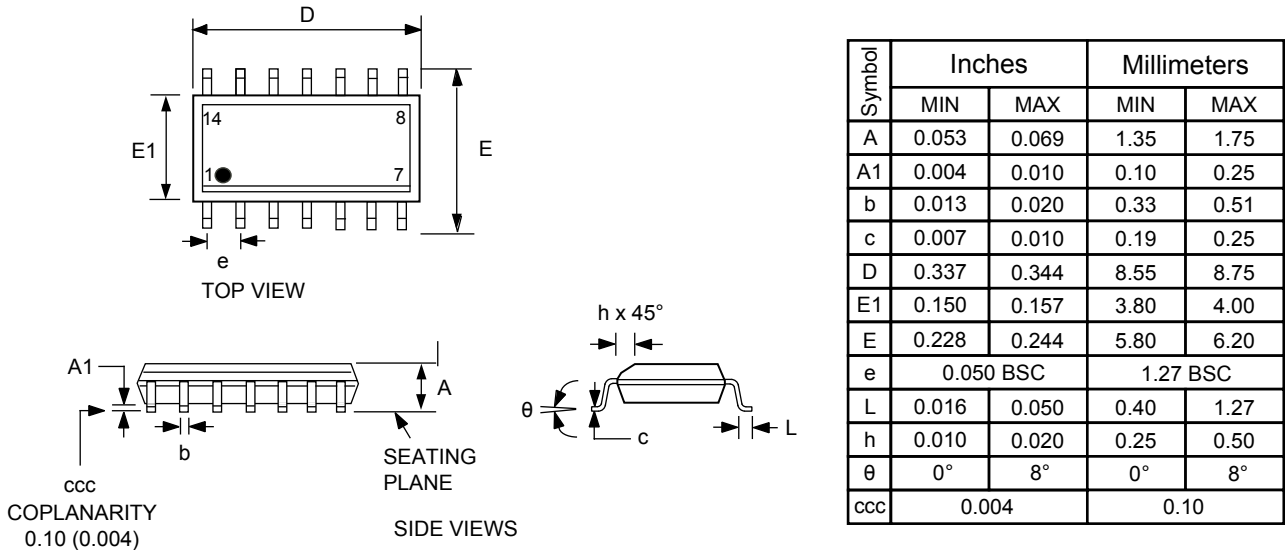
Absolute maximum ratings are the parameter values or ranges which can cause permanent damage if exceeded.

Parameter	Symbol	Value	Units
DC supply voltage range (pin 7)	V_{CC}	-0.3 to 18	V
F _{DRV} output (pin 10)		-0.3 to 18	V
B _{DRV} output (pin 4)		-0.3 to 4.0	V
CFG input (pin 5)		-0.3 to 4.0	V
CFG output (pin 5)		-0.3 to 18	V
FV _{SENSE} input (pin 12, I ≤ 10mA)		-0.7 to 4.0	V
BV _{SENSE} input (pin 1, I ≤ 3mA)		-0.7 to 4.0	V
V _{IN} input (pin 2)		-0.3 to 18	V
V _{CB} input (pin 14)		-0.3 to 18	V
FI _{SENSE} input (pin 11)		-0.3 to 4.0	V
BI _{SENSE} input (pin 3)		-0.3 to 4.0	V
ASU output (pin 6)		-0.3 to 18	V
V _T input (pin 13)		-0.3 to 4.0	V
Maximum junction temperature	T _{JMAX}	150	°C
Operating junction temperature	T _{JOPT}	-40 to 150	°C
Storage temperature	T _{STG}	-65 to 150	°C
Thermal Resistance Junction-to-PCB Board Surface Temperature	ψ _{JB}	45	°C/W
ESD rating per JEDEC JESD22-A114		±2,000	V
Latch-up test per JESD78A		±100	mA

AC/DC Digital Power Controller for High Power Factor Dimmable LED Drivers

6 Physical Dimensions

14-Lead SOIC Package



Compliant to JEDEC Standard MS12F

Controlling dimensions are in inches; millimeter dimensions are for reference only

This product is RoHS compliant and Halide free.

Soldering Temperature Resistance:

[a] Package is IPC/JEDEC Std 020D Moisture Sensitivity Level 1

[b] Package exceeds JEDEC Std No. 22-A111 for Solder Immersion Resistance; package can withstand 10 s immersion < 260°C

Dimension D does not include mold flash, protrusions or gate burrs. Mold flash, protrusions or gate burrs shall not exceed 0.15 mm per end. Dimension E does not include interlead flash or protrusion. Interlead flash or protrusion shall not exceed 0.25 mm per side.

The package top may be smaller than the package bottom. Dimensions D and E are determined at the outermost extremes of the plastic body exclusive of mold flash, tie bar burrs, gate burrs and interlead flash, but including any mismatch between the top and bottom of the plastic body.

Figure 6.1 : 14-Lead SOIC Package

7 Ordering Information

Part no.	Options	Package	Description
iW3623-00		SOIC-14	Tape & Reel ¹

Note 1: Tape & Reel packing quantity is 2,500/reel. Minimum ordering quantity is 2,500.

AC/DC Digital Power Controller for High Power Factor Dimmable LED Drivers

Disclaimer

Information in this document is believed to be accurate and reliable. However, Dialog Semiconductor does not give any representations or warranties, expressed or implied, as to the accuracy or completeness of such information. Dialog Semiconductor furthermore takes no responsibility whatsoever for the content in this document if provided by any information source outside of Dialog Semiconductor.

Dialog Semiconductor reserves the right to change without notice the information published in this document, including without limitation the specification and the design of the related semiconductor products, software and applications.

Applications, software, and semiconductor products described in this document are for illustrative purposes only. Dialog makes no representation or warranty that such applications, software and semiconductor products will be suitable for the specified use without further testing or modification. Unless otherwise agreed in writing, such testing or modification is the sole responsibility of the customer and Dialog excludes all liability in this respect.

Customer notes that nothing in this document may be construed as a license for customer to use the Dialog products, software and applications referred to in this document. Such license must be separately sought by customer with Dialog Semiconductor.

All use of Dialog Semiconductor products, software and applications referred to in this document are subject to Dialog Semiconductor's [Standard Terms and Conditions of Sale](#), available on the company website (www.dialog-semiconductor.com) unless otherwise stated.

Dialog and the Dialog logo are trademarks of Dialog Semiconductor plc or its subsidiaries. All other product or service names are the property of their respective owners.

© Copyright 2016 Dialog Semiconductor. All rights reserved.

RoHS Compliance

Dialog Semiconductor complies to European Directive 2001/95/EC and from 2 January 2013 onwards to European Directive 2011/65/EU concerning Restriction of Hazardous Substances (RoHS/RoHS2).

Dialog Semiconductor's statement on RoHS can be found on the customer portal <https://support.diasemi.com/>. RoHS certificates from our suppliers are available on request.

Contacting Dialog Semiconductor

United Kingdom

Dialog Semiconductor (UK) Ltd
Phone: +44 1793 757700

Germany

Dialog Semiconductor GmbH
Phone: +49 7021 805-0

The Netherlands

Dialog Semiconductor B.V.
Phone: +31 73 640 88 22

Email

info_pcbg@diasemi.com

North America

Dialog Semiconductor Inc.
Phone: +1 408 845 8500

Japan

Dialog Semiconductor K. K.
Phone: +81 3 5425 4567

Taiwan

Dialog Semiconductor Taiwan
Phone: +886 281 786 222

Web site:

www.dialog-semiconductor.com

Singapore

Dialog Semiconductor Singapore
Phone: +65 648 499 29

Hong Kong

Dialog Semiconductor Hong Kong
Phone: +852 2607 4271

Korea

Dialog Semiconductor Korea
Phone: +82 2 3469 8200

China

Dialog Semiconductor
(Shenzhen)
Phone: +86 755 2981 3669

Dialog Semiconductor
(Shanghai)

Phone: +86 21 5424 9058