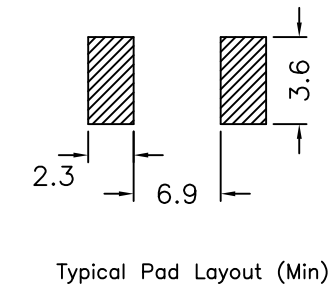
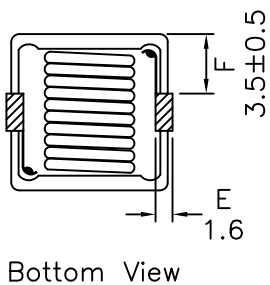
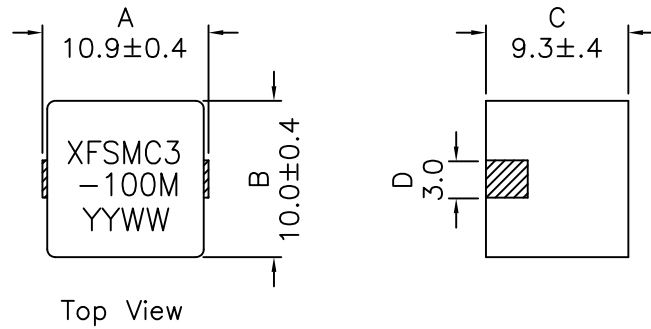



1. Mechanical Dimensions:



2. Schematic:



3. Electrical Specifications: @25°C

OCL: 10.0uH±20% @100KHz 10mA

Q: 10 Min @100KHz 10mA

DCR: 20.7 mOhms±10% (note 11)

Irms: 9.0A (Based on 40°C Temp Rise)

Isat: 8.0Adc (Based on 30% drop in OCL)

SRF: 35MHz Typ

Notes:

1. Solderability: Leads shall meet MIL-STD-202G, Method 208H for solderability.
2. Flammability: UL94V-0
3. ASTM oxygen index: > 28%
4. Insulation System: Class F 155°C. UL file E151556
5. Operating Temperature Range: All listed parameters are to be within tolerance from -40°C to +125°C
6. Storage Temperature Range: -40°C to +60°C
7. Aqueous wash compatible
8. SMD Lead Coplanarity: ±0.004"(0.102mm)
9. Electrical and mechanical specifications 100% tested
10. RoHS Compliant Component
11. DCR is measured at solder joint, not on terminal
12. Max Inductor temp should not exceed 125°C
13. Recommended IR Reflow peak temp of 245C Max.

DOC. REV: A/2

XFMRs Inc www.XFMRS.com	Title: INDUCTOR		
	UNLESS OTHERWISE SPECIFIED TOLERANCES: .xx ±0.25 Dimensions in MM		P/N: XFSMC3-100M REV. A
SHEET 1 OF 1	DWN.	Yuan	Jul-08-13
	CHK.	YK Liao	Jul-08-13
	APP.	DDC	Jul-08-13