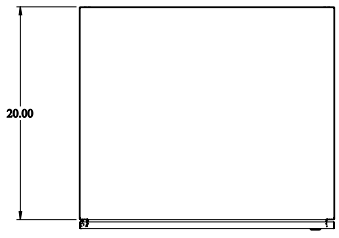
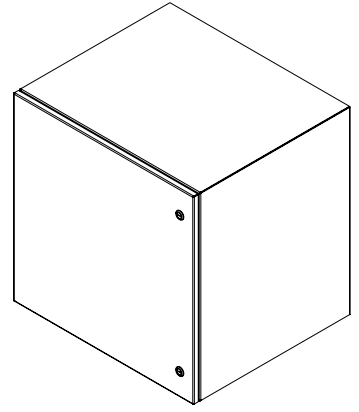

 **PART No. EN4SD242420GY**
for more information visit
www.hammfg.com
Data subject to change without notice
Isometric drawing Not to Scale




TOP VIEW



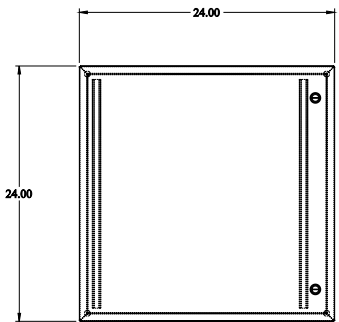
ISOMETRIC VIEW




BACK VIEW




LEFT SIDE VIEW



FRONT VIEW



RIGHT SIDE VIEW



BOTTOM VIEW