



## Features

- High voltage rating
- High current rating
- Bidirectional
- Surge protection
- Fast response time
- RoHS compliant\*
- Agency listing: us

## Applications

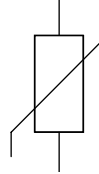
- Power supplies
- Power systems
- Line voltage
- Telecom systems
- White goods / appliances

# MOV-14DxxxK Series - Metal Oxide Varistor

### General Information

The MOV-14DxxxK Series of 14 mm radial leaded varistor devices protects against overvoltage transients such as lightning, power contact and power induction. The metal oxide varistors offer a choice of varistor voltages from 18 V to 1800 V and  $V_{rms}$  voltages from 11 V to 1100 V.

The devices have a high current handling, high energy absorption capability and fast response times to protect against transient faults up to rated limits.



### Industry Standard Compliance

Standard	UL 1449
File Number	E313168

### Absolute Maximum Ratings (@ $T_A = 25^\circ\text{C}$ Unless Otherwise Noted)

Parameter	Symbol	Min.	Typ.	Max.	Unit
Operating Temperature	TOPR	-40	25	+85	$^\circ\text{C}$
Storage Temperature	TSTG	-40	25	+125	$^\circ\text{C}$
Rated Wattage	$P_w$			0.60	Watt
Varistor Voltage Temperature Coefficient	VTC	0	0.1	0.05	% / $^\circ\text{C}$
Response Time	$T_r$		10	25	ns
Varistor Voltage Tolerance	$V_{tol}$	-10	0	10	%

### Electrical Characteristics (@ $T_A = 25^\circ\text{C}$ Unless Otherwise Noted)

Bourns Part No.	Max. Continuous Voltage (V)		Voltage @ 1 mA DC (V)			Voltage @ Class Current (8/20 $\mu\text{s}$ )		Max. Peak Current (8/20 $\mu\text{s}$ )	Max. Energy (J)	Max. Cap. (pF)
	r.m.s.	d.c.	Min.	Nom.	Max.	Class Current (A)	Max. Clamping Voltage (V)	One Time	8/20 $\mu\text{s}$	1 kHz
MOV-14D180K	11	14	16	18	20	10	36	1000	4.0	11100
MOV-14D220K	14	18	20	22	24	10	43	1000	5.0	9100
MOV-14D270K	17	22	24	27	30	10	53	1000	6.0	7400
MOV-14D330K	20	26	30	33	36	10	65	1000	7.5	6100
MOV-14D390K	25	31	35	39	43	10	77	1000	8.6	5100
MOV-14D470K	30	38	42	47	52	10	93	1000	10.0	4300
MOV-14D560K	35	45	50	56	62	10	110	1000	11.0	3600
MOV-14D680K	40	56	61	68	75	10	135	1000	14.0	2900
MOV-14D820K	50	65	74	82	90	50	135	4500	22.0	2400
MOV-14D101K	60	85	90	100	110	50	165	4500	28.0	2000
MOV-14D121K	75	100	108	120	132	50	200	4500	32.0	1700
MOV-14D151K	95	125	135	150	165	50	250	4500	40.0	1300
MOV-14D181K	115	150	162	180	198	50	300	4500	50.0	1100
MOV-14D201K	130	170	185	200	225	50	340	4500	57.0	1000
MOV-14D221K	140	180	198	220	242	50	360	4500	60.0	900
MOV-14D241K	150	200	216	240	264	50	395	4500	63.0	830
MOV-14D271K	175	225	243	270	297	50	455	4500	70.0	740
MOV-14D301K	190	250	270	300	330	50	500	4500	77.0	670
MOV-14D331K	210	275	297	330	363	50	550	4500	85.0	610
MOV-14D361K	230	300	324	360	396	50	595	4500	93.0	560
MOV-14D391K	250	320	351	390	429	50	650	4500	100.0	510
MOV-14D431K	275	350	387	430	473	50	710	4500	115.0	460
MOV-14D471K	300	385	423	470	517	50	775	4500	125.0	430
MOV-14D511K	320	415	459	510	561	50	845	4500	125.0	390
MOV-14D561K	350	460	504	560	616	50	925	4500	125.0	360
MOV-14D621K	385	505	558	620	682	50	1025	4500	125.0	320
MOV-14D681K	420	560	612	680	748	50	1120	4500	130.0	290
MOV-14D751K	460	615	675	750	825	50	1240	4500	143.0	270
MOV-14D781K	485	640	702	780	858	50	1290	4500	148.0	260
MOV-14D821K	510	670	738	820	902	50	1355	4500	157.0	240
MOV-14D911K	550	745	819	910	1001	50	1500	4500	175.0	220
MOV-14D102K	625	825	900	1000	1100	50	1650	4500	190.0	200
MOV-14D112K	680	895	990	1100	1210	50	1815	4500	213.0	180
MOV-14D152K	940	1200	1350	1500	1650	50	2475	4500	329.0	150
MOV-14D182K	1100	1465	1620	1800	1980	50	2970	4500	335.0	100

\*RoHS Directive 2002/95/EC Jan. 27, 2003 including annex and RoHS Recast 2011/65/EU June 8, 2011.

Specifications are subject to change without notice.

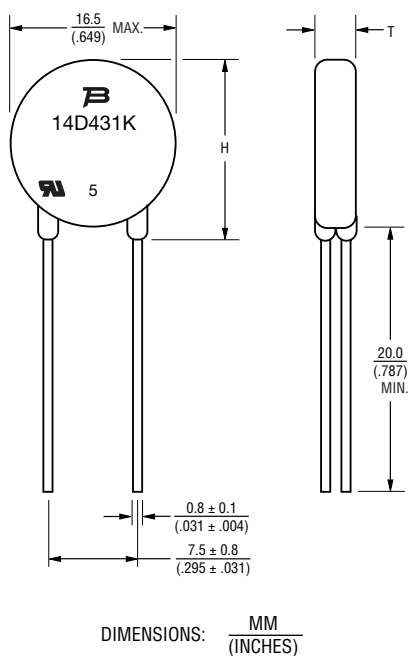
The device characteristics and parameters in this data sheet can and do vary in different applications and actual device performance may vary over time. Users should verify actual device performance in their specific applications.

# MOV-14DxxxK Series - Metal Oxide Varistor

**BOURNS®**

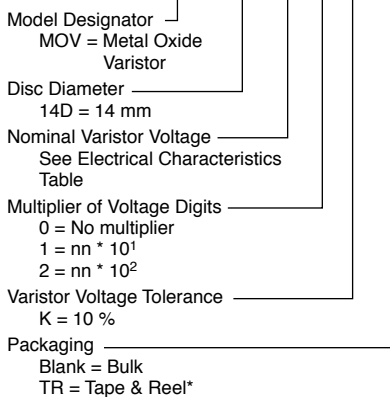
## Product Dimensions

This is an RoHS compliant molded radial package with 100 % Sn plating on the terminations.



## How to Order

### MOV - 14D nn (n) K (TR)



Examples: MOV-14D270K = 27 V, Bulk Pack  
MOV-14D331KTR = 330 V, Tape & Reel

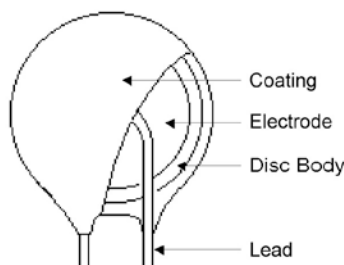
\* Models MOV-14D911K, 102K, 112K, 152K and 182K are not available in Tape & Reel packaging.

Part Number	Dim. H (Max.)	Dim. T (Max.)
MOV-14D180K	$\frac{20.0}{(.787)}$	$\frac{3.8}{(.150)}$
MOV-14D220K	$\frac{20.0}{(.787)}$	$\frac{3.9}{(.154)}$
MOV-14D270K	$\frac{20.0}{(.787)}$	$\frac{4.2}{(.165)}$
MOV-14D330K	$\frac{20.0}{(.787)}$	$\frac{3.8}{(.150)}$
MOV-14D390K	$\frac{20.0}{(.787)}$	$\frac{4.0}{(.157)}$
MOV-14D470K	$\frac{20.0}{(.787)}$	$\frac{4.2}{(.165)}$
MOV-14D560K	$\frac{20.0}{(.787)}$	$\frac{4.3}{(.169)}$
MOV-14D680K	$\frac{20.0}{(.787)}$	$\frac{4.4}{(.173)}$
MOV-14D820K	$\frac{20.0}{(.787)}$	$\frac{3.8}{(.150)}$
MOV-14D101K	$\frac{20.0}{(.787)}$	$\frac{4.0}{(.157)}$
MOV-14D121K	$\frac{20.0}{(.787)}$	$\frac{4.2}{(.165)}$
MOV-14D151K	$\frac{20.0}{(.787)}$	$\frac{4.4}{(.173)}$
MOV-14D181K	$\frac{20.0}{(.787)}$	$\frac{3.6}{(.142)}$
MOV-14D201K	$\frac{20.0}{(.787)}$	$\frac{3.8}{(.150)}$
MOV-14D221K	$\frac{20.0}{(.787)}$	$\frac{3.9}{(.154)}$
MOV-14D241K	$\frac{20.0}{(.787)}$	$\frac{4.0}{(.157)}$
MOV-14D271K	$\frac{20.0}{(.787)}$	$\frac{4.2}{(.165)}$
MOV-14D301K	$\frac{20.0}{(.787)}$	$\frac{4.4}{(.173)}$

Part Number	Dim. H (Max.)	Dim. T (Max.)
MOV-14D331K	$\frac{20.0}{(.787)}$	$\frac{4.6}{(.181)}$
MOV-14D361K	$\frac{20.0}{(.787)}$	$\frac{4.8}{(.189)}$
MOV-14D391K	$\frac{20.0}{(.787)}$	$\frac{5.0}{(.197)}$
MOV-14D431K	$\frac{20.0}{(.787)}$	$\frac{5.2}{(.205)}$
MOV-14D471K	$\frac{20.0}{(.787)}$	$\frac{5.4}{(.213)}$
MOV-14D511K	$\frac{20.0}{(.787)}$	$\frac{5.5}{(.217)}$
MOV-14D561K	$\frac{22.0}{(.866)}$	$\frac{6.0}{(.236)}$
MOV-14D621K	$\frac{22.0}{(.866)}$	$\frac{6.4}{(.252)}$
MOV-14D681K	$\frac{22.0}{(.866)}$	$\frac{6.5}{(.256)}$
MOV-14D751K	$\frac{22.0}{(.866)}$	$\frac{6.7}{(.264)}$
MOV-14D781K	$\frac{22.0}{(.866)}$	$\frac{6.9}{(.272)}$
MOV-14D821K	$\frac{22.0}{(.866)}$	$\frac{7.3}{(.287)}$
MOV-14D911K*	$\frac{22.0}{(.866)}$	$\frac{7.7}{(.303)}$
MOV-14D102K*	$\frac{22.0}{(.866)}$	$\frac{8.2}{(.323)}$
MOV-14D112K*	$\frac{22.0}{(.866)}$	$\frac{8.7}{(.343)}$
MOV-14D152K*	$\frac{22.0}{(.866)}$	$\frac{9.7}{(.382)}$
MOV-14D182K*	$\frac{22.0}{(.866)}$	$\frac{11.7}{(.461)}$

\* Not available in Tape & Reel packaging.

## Internal Construction



Specifications are subject to change without notice. The device characteristics and parameters in this data sheet can and do vary in different applications and actual device performance may vary over time. Users should verify actual device performance in their specific applications.

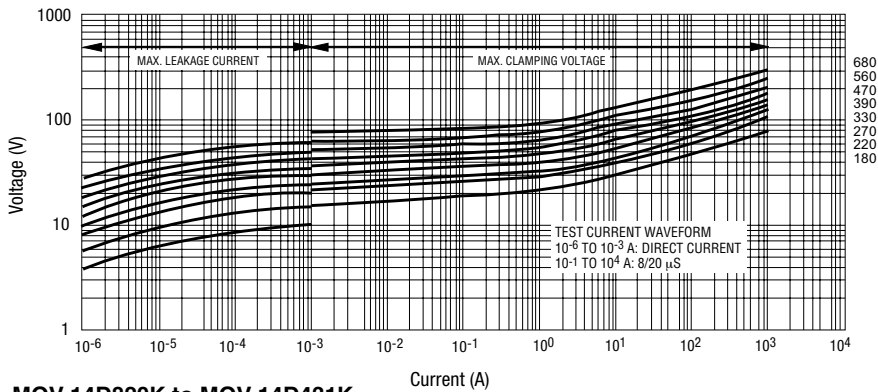
# MOV-14DxxxK Series - Metal Oxide Varistor



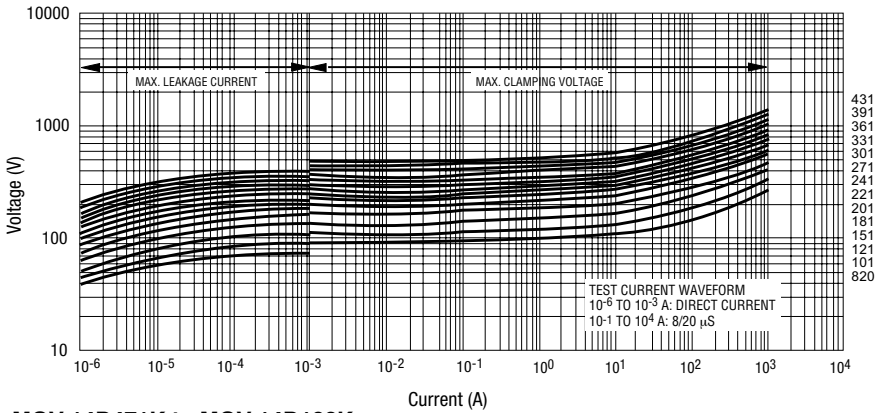
## Performance Graphs

### V-I Characteristics

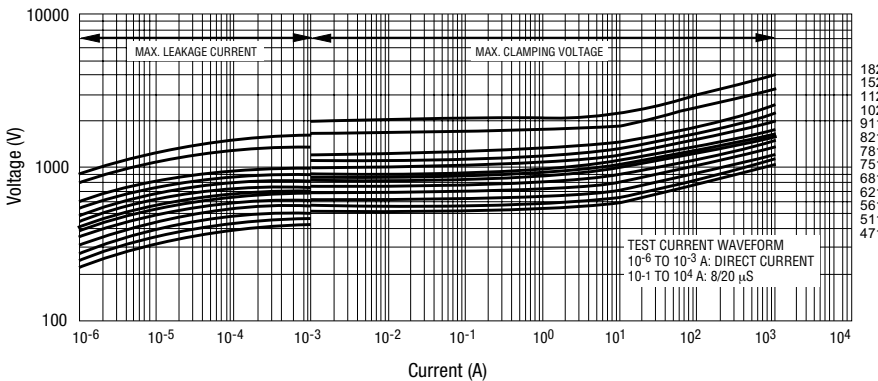
MOV-14D180K to MOV-14D680K



MOV-14D820K to MOV-14D431K



MOV-14D471K to MOV-14D182K



## Typical Part Marking

Bourns Part Number	Bourns Part Marking
MOV-14D180K	14D180K
MOV-14D220K	14D220K
MOV-14D270K	14D270K
MOV-14D330K	14D330K
MOV-14D390K	14D390K
MOV-14D470K	14D470K
MOV-14D560K	14D560K
MOV-14D680K	14D680K
MOV-14D820K	14D820K
MOV-14D101K	14D101K
MOV-14D121K	14D121K
MOV-14D151K	14D151K
MOV-14D181K	14D181K
MOV-14D201K	14D201K
MOV-14D221K	14D221K
MOV-14D241K	14D241K
MOV-14D271K	14D271K
MOV-14D301K	14D301K
MOV-14D331K	14D331K
MOV-14D361K	14D361K
MOV-14D391K	14D391K
MOV-14D431K	14D431K
MOV-14D471K	14D471K
MOV-14D511K	14D511K
MOV-14D561K	14D561K
MOV-14D621K	14D621K
MOV-14D681K	14D681K
MOV-14D751K	14D751K
MOV-14D781K	14D781K
MOV-14D821K	14D821K
MOV-14D911K	14D911K
MOV-14D102K	14D102K
MOV-14D112K	14D112K
MOV-14D152K	14D152K
MOV-14D182K	14D182K

NOTE: The "5" marking on MOV products is for traceability of production assembly for quality assurance compliance.

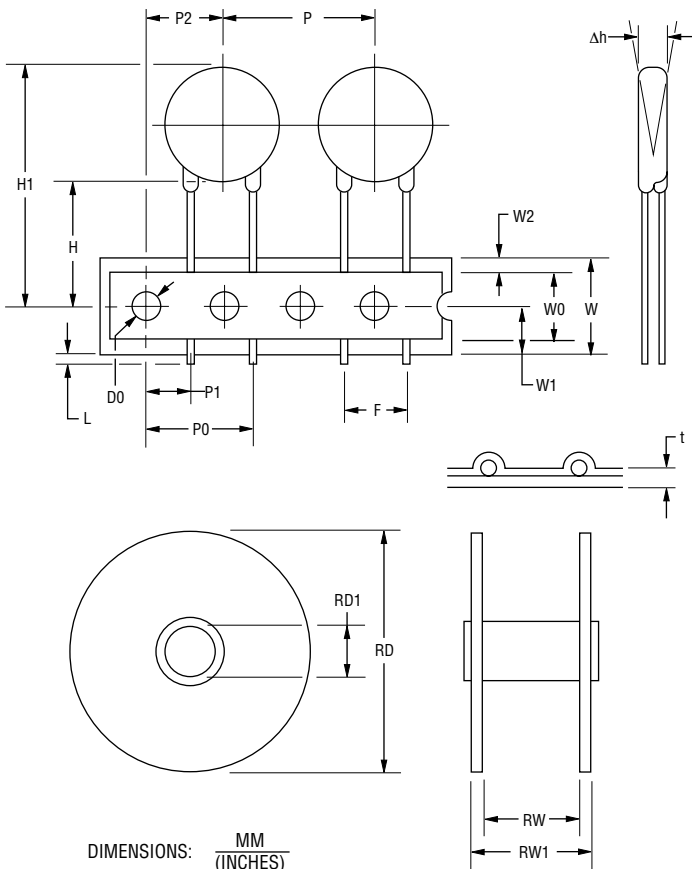
Specifications are subject to change without notice. The device characteristics and parameters in this data sheet can and do vary in different applications and actual device performance may vary over time. Users should verify actual device performance in their specific applications.

# MOV-14DxxxK Series - Metal Oxide Varistor

**BOURNS®**

## Packaging Information

### TAPE & REEL

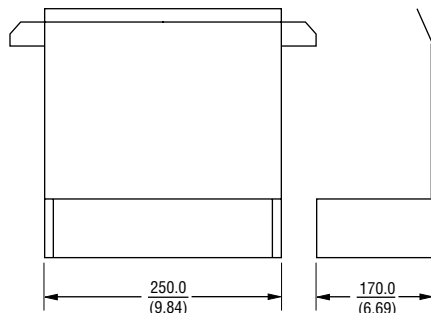


DIMENSIONS:  $\frac{\text{MM}}{\text{(INCHES)}}$

NOTE: Models MOV-14D911K, 102K, 112K, 152K and 182K are not available in Tape & Reel packaging.


Item	Symbol	14 mm Disc
Reel Outside Diameter	RD	$\frac{355}{(13.98)}$
Reel Inner Diameter	RD1	$\frac{30}{(11.81)}$
Tape Width	RW	$\frac{55}{(2.165)}$
Reel Width	RW1	$\frac{63}{(2.48)}$
Pitch of Component	P	$\frac{25.4 \pm 1.0}{(1.00 \pm 0.04)}$
Feed Hole Pitch	P0	$\frac{12.7 \pm 1.0}{(0.50 \pm 0.04)}$
Feed Hole Center to Pitch	P1	$\frac{8.95 \pm 0.7}{(0.352 \pm 0.3)}$
Feed Hole Center to Component Center	P2	$\frac{12.7 \pm 1.0}{(0.50 \pm 0.04)}$
Lead to Lead Distance	F	$\frac{7.50 \pm 0.8}{(0.30 \pm 0.03)}$
Component Alignment	$\Delta h$	$\frac{4.0}{(0.157)}$ max.
Tape Width	W	$\frac{18.0 \pm 0.5}{(0.71 \pm 0.02)}$
Hole Down Tape Width	W0	$\frac{12.0 \pm 0.8}{(0.47 \pm 0.03)}$
Hole Position	W1	$\frac{9.0 \pm 0.5}{(0.35 \pm 0.02)}$
Hole Down Tape Position	W2	$\frac{3.0}{(0.12)}$ max.
Height From Center to Component Base	H	$\frac{19.0 \pm 1.0}{(0.75 \pm 0.04)}$
Seating Plane Height	H0	$\frac{16.0 \pm 0.5}{(0.63 \pm 0.02)}$
Component Height	H1	$\frac{40.0}{(1.57)}$ max.
Crimp Length	C	$\frac{2.60}{(0.10)}$ typ.
Feed Hole Diameter	D0	$\frac{4.0 \pm 0.2}{(0.16 \pm 0.08)}$
Total Tape Thickness	t	$\frac{0.6 \pm 0.3}{(0.02 \pm 0.01)}$
Length of Clipped Height	L	$\frac{1.0}{(0.04)}$ max.
Quantity per Reel	-	1000
MOV-14D180K - 14D391K	-	500
MOV-14D431K - 14D821K	-	

### BULK



#### QUANTITY:

MOV-14D180K - MOV14D391K = 1000 PCS. PER BOX  
 MOV-14D431K - MOV14D182K = 500 PCS. PER BOX



REV. 02/17

Specifications are subject to change without notice.

The device characteristics and parameters in this data sheet can and do vary in different applications and actual device performance may vary over time. Users should verify actual device performance in their specific applications.