

PCC11 Series

2.54x5.08mm GRID PATTERN DUAL LINE CONNECTORS

General


PCC11 series are 2.54mm centers dual line connectors. 56, 60, 68, 72, 80, 88 and 100 pin are line-uped with Wire featuring bifurcated contacts finished by selective gold plating. Wrapping post and Dip Soldering post.

Material and Finish

Molding : UL94V-O, Glass-reinforced P.B.T, Black

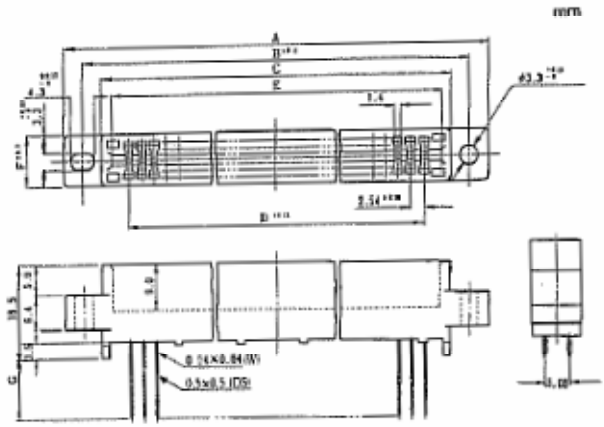

Contact : Phosphor Bronze

- (1) Gold over nickel Contact Part
- (2) Solder over nickel Terminal Post



Electrical and Environmental Performance

Current Rating	: 3A
Voltage Rating	: AC300V
Insulation Resistance	: 1000MΩ MIN at DC500V
Contact Resistance	: 20mΩ MAX at DC1A
Voltage Withstanding	: AC1000V for a minute
Insertion Force	: 350grs/contact MAX at 1.575 ^{±0.002} mm steel gauge
Extraction Force	: 40-200grs/contact at 1.575 ^{±0.002} mm steel gauge
Humidity	: MIL-STD-202, Insulation Resistance 1000MΩ MIN at 40±2°C, 90-95%, and 48 hours
Vibration	: MIL-STD-202, No visual damage nor looseness of parts at 10-55Hz with 1.5mm amplitude
Shock	: MIL-STD-202, No visual damage nor looseness of parts at 50G in 3 directions
Temperature Cycling	: MIL-STD-202, No visual damage at -55 to +125°C
Durability	: Contact Resistance 20mΩ MAX after 500 times consecutive coupling operation
Salt Spray	: MIL-STD-202, No heavy corrosion at 5%, 35°C Salt Water spray for 48 hours
Low Level Circuit	: MIL-C-21097, Contact Resistance 20mΩ MAX at DC1mA



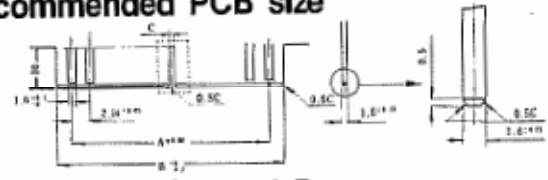
No. of pin	Part No.	A	B	C	D	E	F	G
56	PCC11- 66D-2.54W	92.00	84.00	76.00	68.58	73.00	9.5	11.7
	PCC11- 66D-2.54DS							4.0
60	PCC11- 60D-2.54W	99.84	92.24	84.84	73.66	81.14	9.5	11.7
	PCC11- 60D-2.54DS							4.0
68	PCC11- 68D-2.54W	110.00	102.40	95.00	83.82	91.30	9.5	11.7
	PCC11- 68D-2.54DS							4.0
72	PCC11- 72D-2.54W	115.08	107.48	100.08	88.90	96.38	10	11.7
	PCC11- 72D-2.54DS							4.0
80	PCC11- 80D-2.54W	125.24	117.64	110.24	99.06	106.54	10	11.7
	PCC11- 80D-2.54DS							4.0
88	PCC11- 88D-2.54W	135.40	127.80	120.40	109.22	116.70	10	11.7
	PCC11- 88D-2.54DS							4.0
100	PCC11-100D-2.54W	150.64	143.04	135.64	124.46	131.94	10	11.7
	PCC11-100D-2.54DS							4.0

Mounting Cutout




No. of pin	56	60	68	72	80	88	100
A	77.8	85.04	96.00	101.08	111.24	121.40	136.64
B	68.0	92.24	102.40	107.48	117.64	127.80	143.04
C	16.5	10.5	10.0	11.5	11.5	11.5	11.5

Recommended PCB size



No. of pin	56	60	68	72	80	88	100
A	68.58	73.66	83.82	88.90	99.06	109.22	124.46
B	72.8	81.04	91.20	96.28	106.44	116.60	131.84
C	1.0 ± 0.2						

Recommended Board Pattern



No. of pin	56	60	68	72	80	88	100
A	68.58	73.66	83.82	88.90	99.06	109.22	124.46