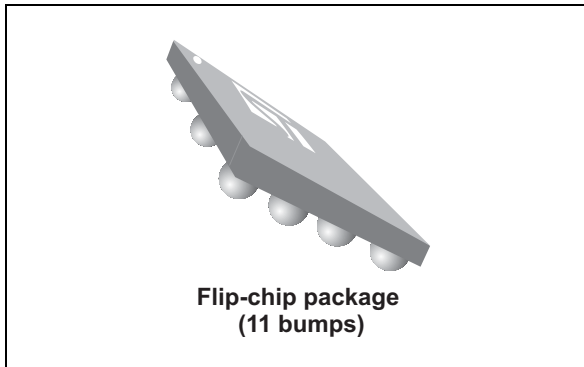


3-line IPAD™, EMI filter including ESD protection

Datasheet – production data



Description

The EMIF03-SIM06F3 chip is a highly integrated audio filter device designed to suppress EMI/RFI noise in all systems subjected to electromagnetic interface.

The filter included ESD protection circuitry, which prevents damage to the protected device when subjected to ESD surges up to 15 kV.

Features

- EMI symmetrical (I/O) low-pass filter
- High efficiency in ESD protection
- Lead-free package
- Very thin package
- High reliability offered by monolithic integration
- High reduction of parasitic elements through integration and wafer level packaging

Complies with the following standards:

- IEC 61000-4-2 level 4
 - ± 15 kV (air discharge)
 - ± 8 kV (contact discharge)
- IEC 61000-4-2 level 1
 - ± 2 kV (air discharge)
 - ± 2 kV (contact discharge)

Application

Where EMI filtering in ESD sensitive equipment is required:

- Mobile phones and communication systems
- Computers, printers and MCU boards

Figure 1. Pin configuration (bump side)

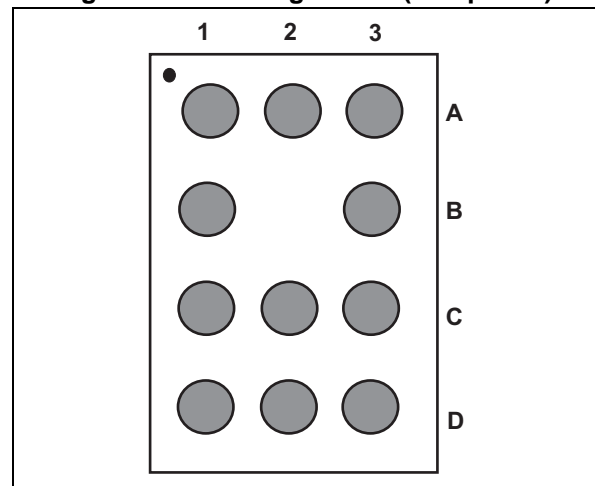
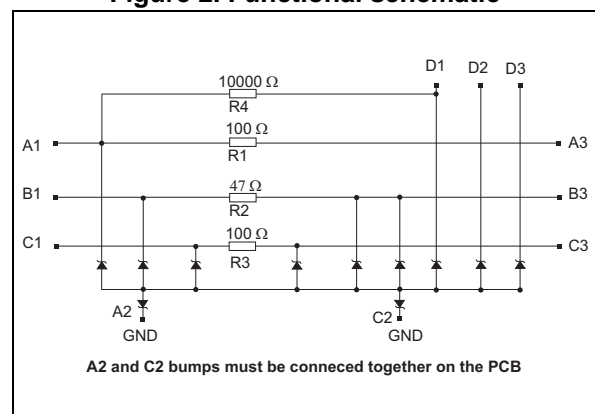


Figure 2. Functional schematic



1 Characteristics

Table 1. Absolute maximum ratings ($T_{amb} = 25\text{ °C}$)

Symbol	Parameter	Value	Unit
V_{PP}	Internal pins (A1, B1, C1): ESD discharge IEC 61000-4-2 ⁽¹⁾ , level 1 Air discharge	2	kV
	Contact discharge	2	
	External pins (A3, B3, C3, D1, D2, D3): ESD discharge IEC 61000-4-2 ⁽¹⁾ , level 4 Air discharge	20	
	Contact discharge	20	
T_{op}	Operating temperature range	- 40 to + 85	
T_{stg}	Storage temperature range	- 55 to 150	

1. Measurements done on IEC 61000-4-2 test bench. For further details see Application note AN3353, "IEC 61000-4-2 standard testing".

Figure 3. Electrical characteristics (definitions)

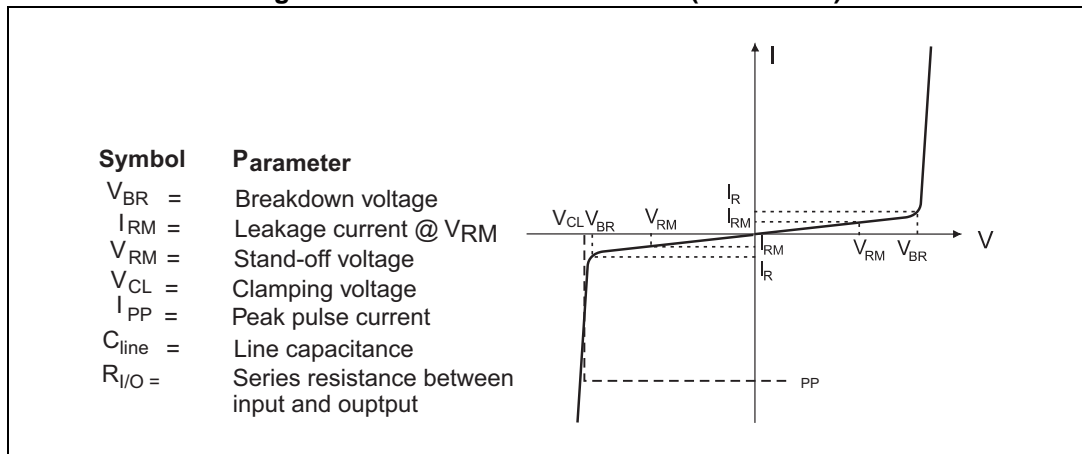


Table 2. Electrical characteristics ($T_{amb} = 25\text{ °C}$)

Symbol	Test conditions	Min.	Typ.	Max.	Unit
I_{RM}	$V_{RM} = 3\text{ V}$			50	nA
V_{BR}	$I_R = 1\text{ mA}$	6			V
R1, R3	Tolerance $\pm 20\%$		100		Ω
R2	Tolerance $\pm 20\%$		47		
R4	Tolerance $\pm 20\%$		10		k Ω
C_{line}	$V_{line} = 0\text{ V}$, $V_{osc} = 30\text{ mV}$, $F = 10\text{ MHz}$ (measured under zero light conditions)	8	10	12	pF

Figure 4. Attenuation versus frequency

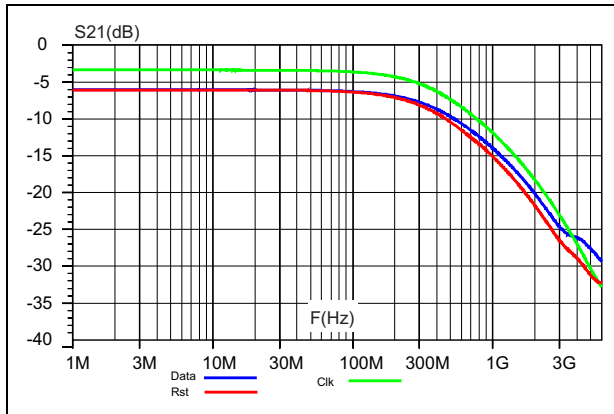


Figure 5. Analog crosstalk versus frequency

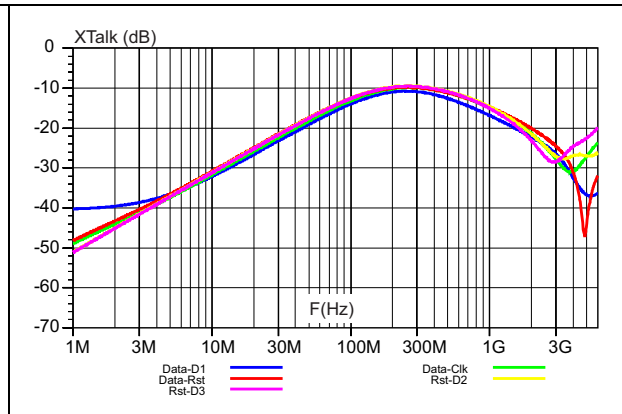


Figure 6. ESD response to IEC 61000-4-2 (+8 kV contact discharge)

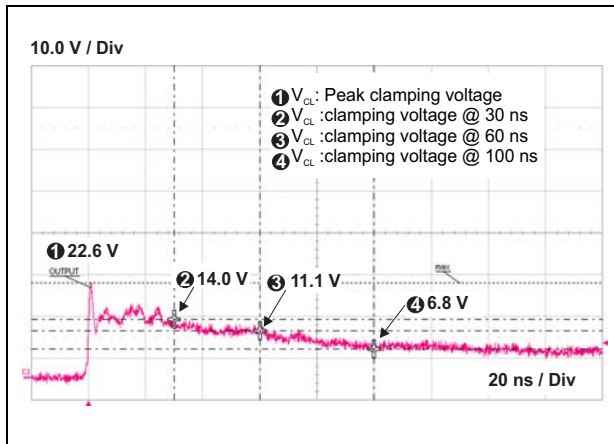


Figure 7. ESD response to IEC 61000-4-2 (-8 kV contact discharge)

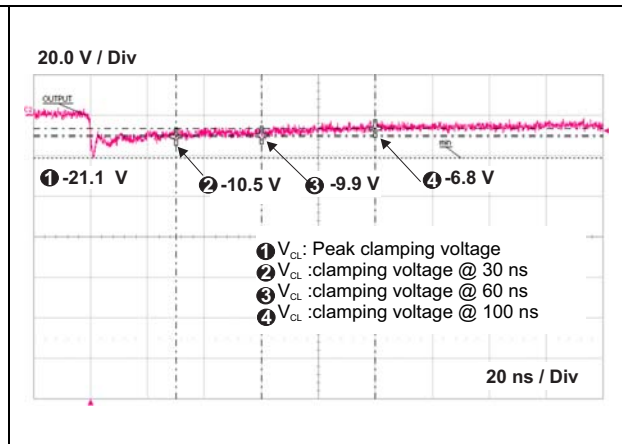
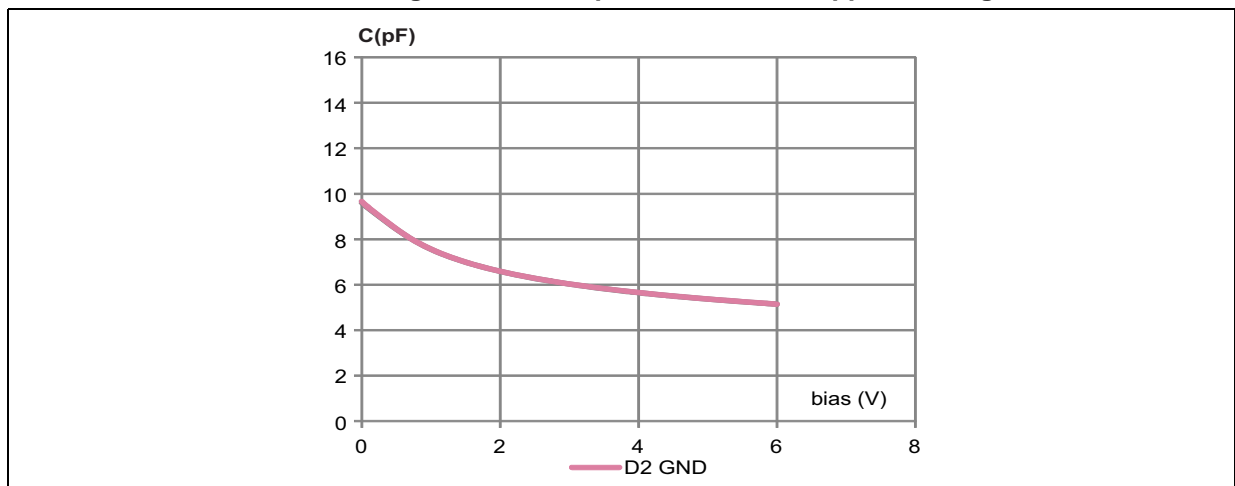


Figure 8. Line capacitance versus applied voltage



2 Package information

In order to meet environmental requirements, ST offers these devices in different grades of ECOPACK® packages, depending on their level of environmental compliance. ECOPACK® specifications, grade definitions and product status are available at: www.st.com. ECOPACK® is an ST trademark.

Figure 9. Flip-Chip package dimensions

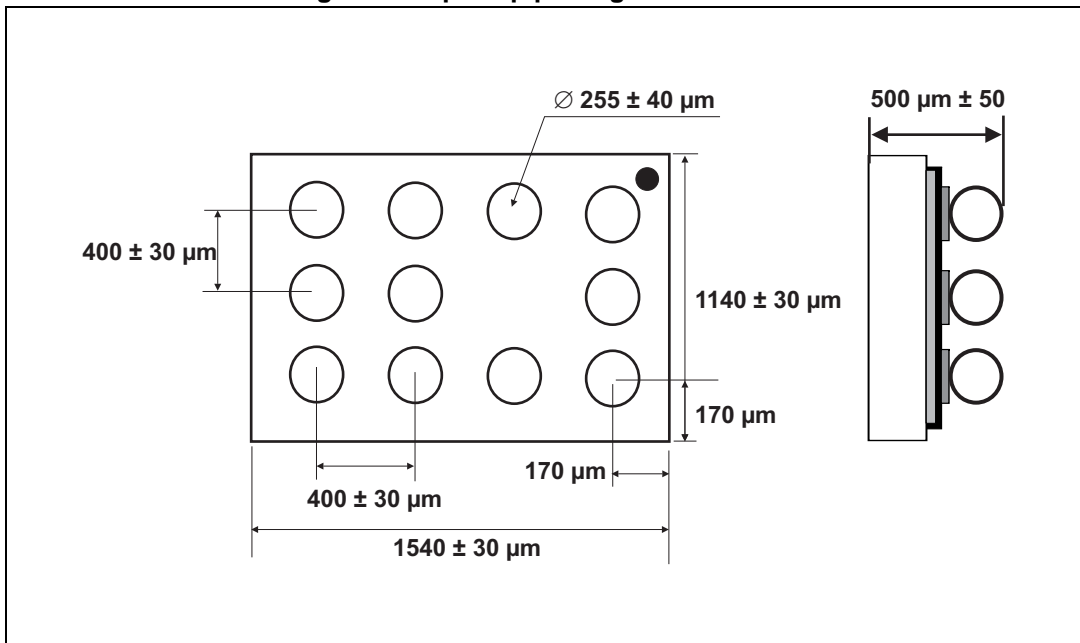


Figure 10. Footprint recommendations

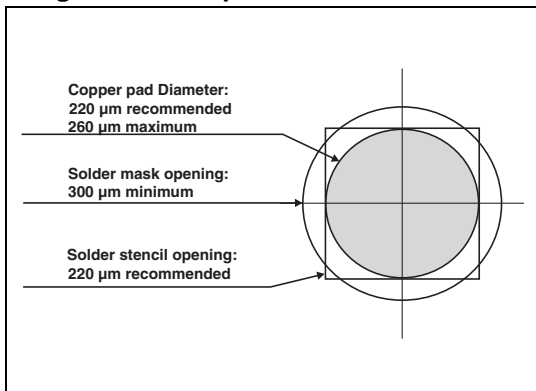


Figure 11. Marking

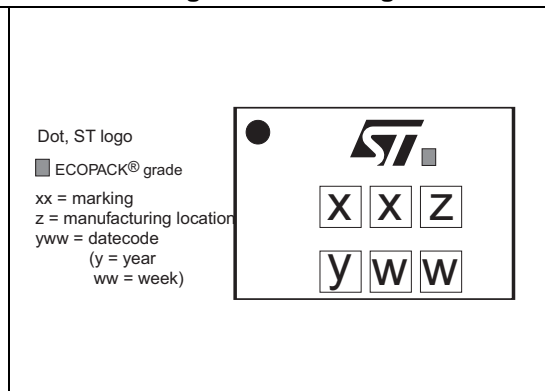
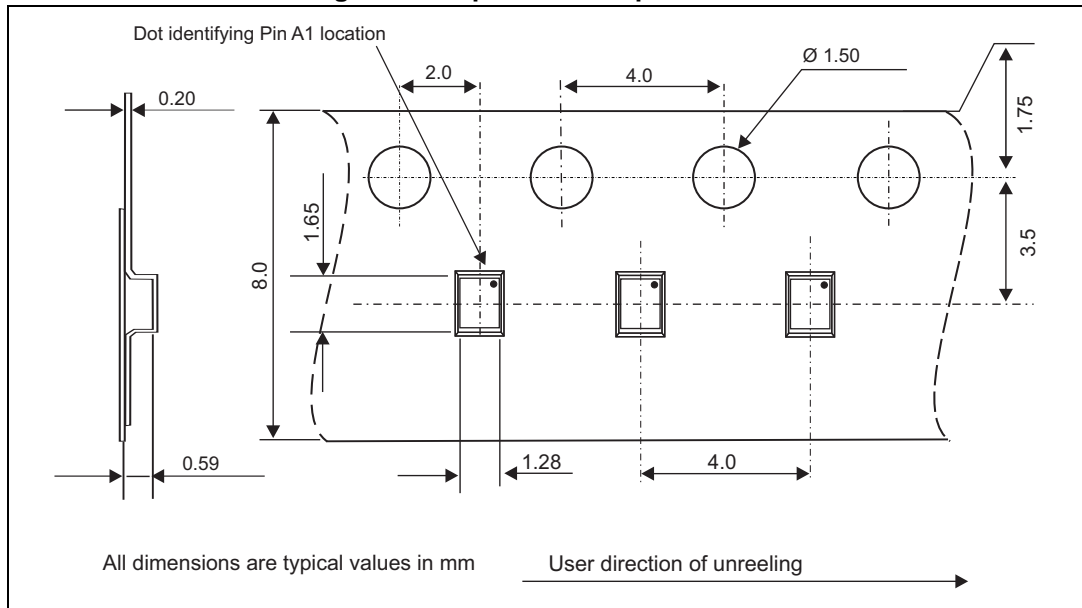


Figure 12. Tape and reel specification



Note: More information is available in the application notes:
AN2348, "IPAD™ 400 μm Flip Chip: package description and recommendations for use"
AN1751, "EMI filters: recommendations and measurements"

3 Ordering information

Figure 13. Ordering information scheme

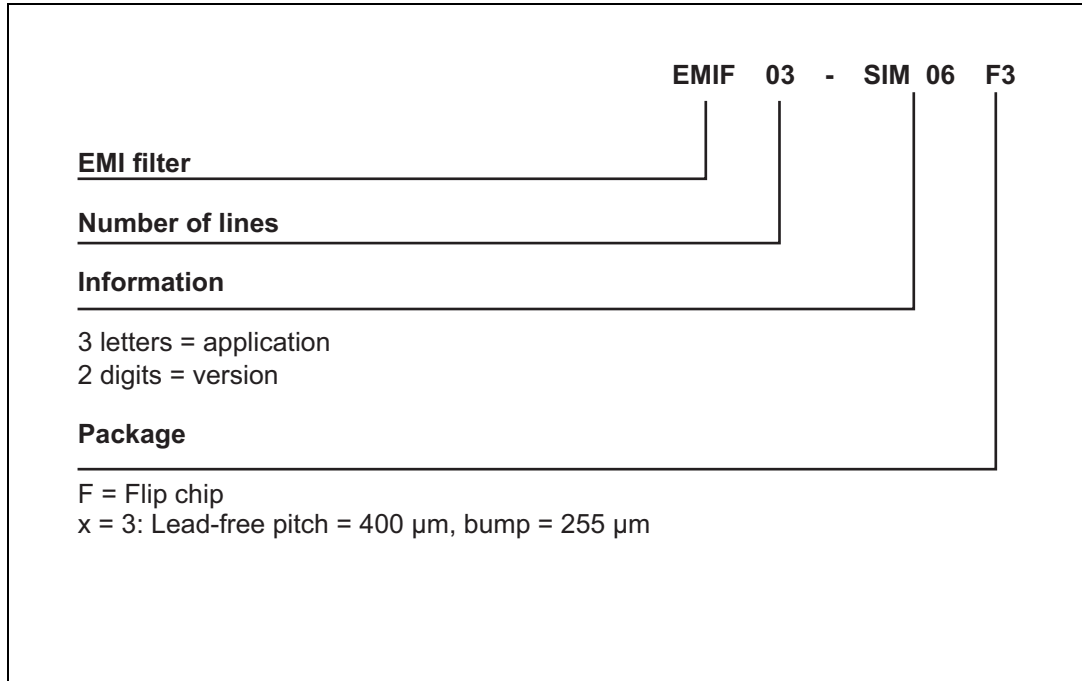


Table 3. Ordering information

Order code	Marking	Package	Weight	Base qty	Delivery mode
EMIF03-SIM06F3	KP	Flip Chip	2.3 mg	5000	Tape and reel (7")

4 Revision history

Table 4. Document revision history

Date	Revision	Changes
19-Dec-2013	1	Initial release

Please Read Carefully:

Information in this document is provided solely in connection with ST products. STMicroelectronics NV and its subsidiaries ("ST") reserve the right to make changes, corrections, modifications or improvements, to this document, and the products and services described herein at any time, without notice.

All ST products are sold pursuant to ST's terms and conditions of sale.

Purchasers are solely responsible for the choice, selection and use of the ST products and services described herein, and ST assumes no liability whatsoever relating to the choice, selection or use of the ST products and services described herein.

No license, express or implied, by estoppel or otherwise, to any intellectual property rights is granted under this document. If any part of this document refers to any third party products or services it shall not be deemed a license grant by ST for the use of such third party products or services, or any intellectual property contained therein or considered as a warranty covering the use in any manner whatsoever of such third party products or services or any intellectual property contained therein.

UNLESS OTHERWISE SET FORTH IN ST'S TERMS AND CONDITIONS OF SALE ST DISCLAIMS ANY EXPRESS OR IMPLIED WARRANTY WITH RESPECT TO THE USE AND/OR SALE OF ST PRODUCTS INCLUDING WITHOUT LIMITATION IMPLIED WARRANTIES OF MERCHANTABILITY, FITNESS FOR A PARTICULAR PURPOSE (AND THEIR EQUIVALENTS UNDER THE LAWS OF ANY JURISDICTION), OR INFRINGEMENT OF ANY PATENT, COPYRIGHT OR OTHER INTELLECTUAL PROPERTY RIGHT.

ST PRODUCTS ARE NOT DESIGNED OR AUTHORIZED FOR USE IN: (A) SAFETY CRITICAL APPLICATIONS SUCH AS LIFE SUPPORTING, ACTIVE IMPLANTED DEVICES OR SYSTEMS WITH PRODUCT FUNCTIONAL SAFETY REQUIREMENTS; (B) AERONAUTIC APPLICATIONS; (C) AUTOMOTIVE APPLICATIONS OR ENVIRONMENTS, AND/OR (D) AEROSPACE APPLICATIONS OR ENVIRONMENTS. WHERE ST PRODUCTS ARE NOT DESIGNED FOR SUCH USE, THE PURCHASER SHALL USE PRODUCTS AT PURCHASER'S SOLE RISK, EVEN IF ST HAS BEEN INFORMED IN WRITING OF SUCH USAGE, UNLESS A PRODUCT IS EXPRESSLY DESIGNATED BY ST AS BEING INTENDED FOR "AUTOMOTIVE, AUTOMOTIVE SAFETY OR MEDICAL" INDUSTRY DOMAINS ACCORDING TO ST PRODUCT DESIGN SPECIFICATIONS. PRODUCTS FORMALLY ESCC, QML OR JAN QUALIFIED ARE DEEMED SUITABLE FOR USE IN AEROSPACE BY THE CORRESPONDING GOVERNMENTAL AGENCY.

Resale of ST products with provisions different from the statements and/or technical features set forth in this document shall immediately void any warranty granted by ST for the ST product or service described herein and shall not create or extend in any manner whatsoever, any liability of ST.

ST and the ST logo are trademarks or registered trademarks of ST in various countries.

Information in this document supersedes and replaces all information previously supplied.

The ST logo is a registered trademark of STMicroelectronics. All other names are the property of their respective owners.

© 2013 STMicroelectronics - All rights reserved

STMicroelectronics group of companies

Australia - Belgium - Brazil - Canada - China - Czech Republic - Finland - France - Germany - Hong Kong - India - Israel - Italy - Japan - Malaysia - Malta - Morocco - Philippines - Singapore - Spain - Sweden - Switzerland - United Kingdom - United States of America

www.st.com