

CGA2B3X7R1H473K050BE



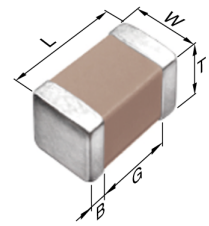
**TDK item description** CGA2B3X7R1H473KT\*\*\*S

**Applications** Automotive Grade

**Feature** Soft Termination  
 AEC-Q200

**Series** CGA2(1005) [EIA 0402]

**Status** Production



Dimensions in mm

**Size**

Length(L)	1.00mm +0.15,-0.05mm
Width(W)	0.50mm +0.10,-0.05mm
Thickness(T)	0.50mm +0.10,-0.05mm
Terminal Width(B)	0.10mm Min.
Terminal Spacing(G)	0.30mm Min.
Recommended Land Pattern (PA)	0.30mm to 0.50mm
Recommended Land Pattern (PB)	0.35mm to 0.45mm
Recommended Land Pattern (PC)	0.40mm to 0.60mm

**Electrical Characteristics**

Capacitance	47nF ±10%
Rated Voltage	50VDC
Temperature Characteristic	X7R(±15%)
Dissipation Factor (Max.)	5%
Insulation Resistance (Min.)	10000MΩ

**Other**

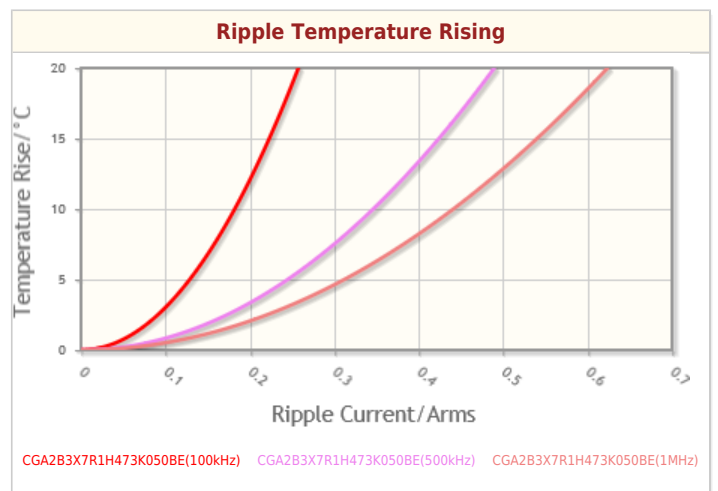
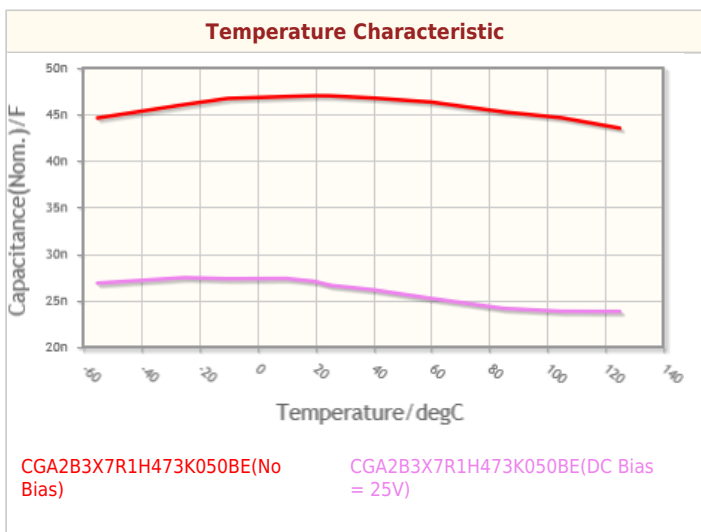
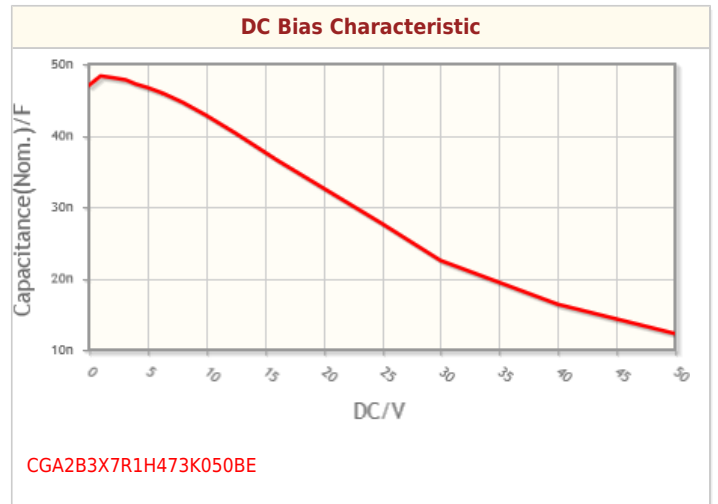
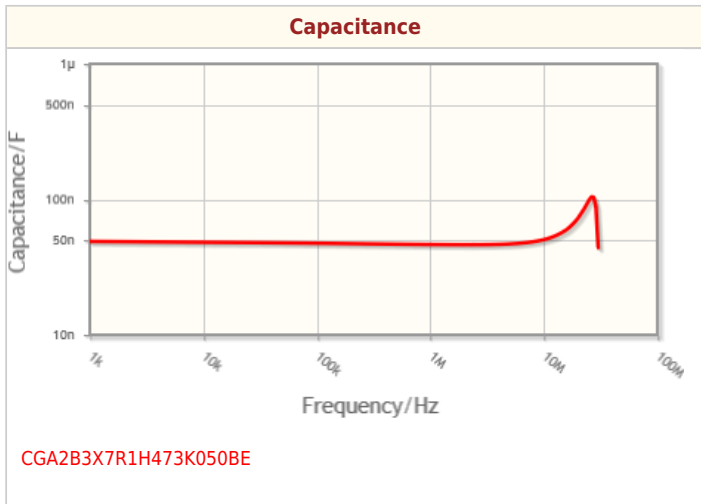
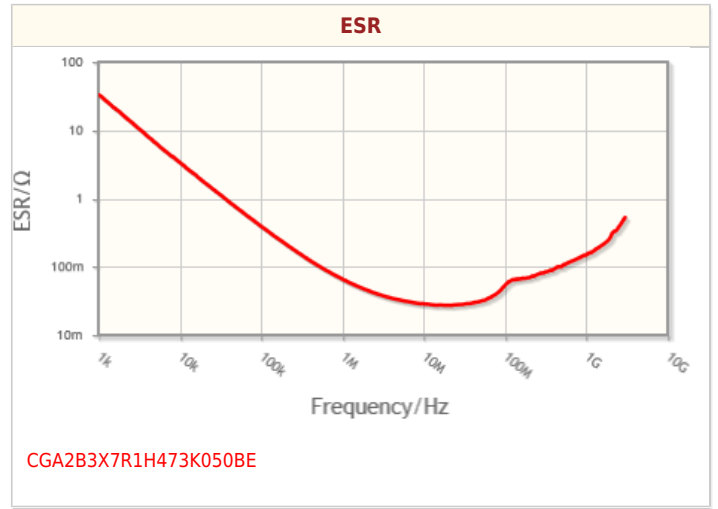
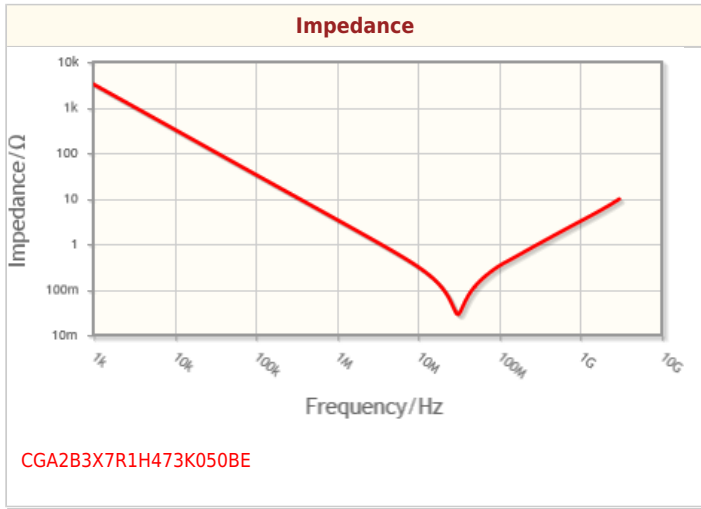
Soldering Method	Reflow
AEC-Q200	Yes
Packing	Punched (Paper)Taping [180mm Reel]
Package Quantity	10000pcs

! Images are for reference only and show exemplary products.  
! This PDF document was created based on the data listed on the TDK Corporation website.  
! All specifications are subject to change without notice.

CGA2B3X7R1H473K050BE



Characteristic Graphs(This is reference data, and does not guarantee the products characteristics.)



! Images are for reference only and show exemplary products.  
! This PDF document was created based on the data listed on the TDK Corporation website.  
! All specifications are subject to change without notice.



## Associated Images

