

INTELLIGENT INTERACTIVE SYNTHESIZER


SURFACE MOUNT MODEL: LFSFN150320-50

WIDE BANDWIDTH

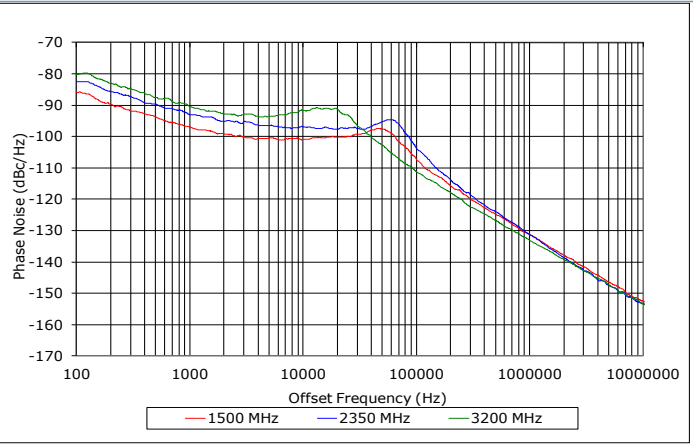
1500 - 3200 MHz

FEATURES:

- ▶ Exceptionally Low Phase Noise
- ▶ Interactive Communication
- ▶ Standard Programming Interface
- ▶ Ultra Wide Tuning Range
- ▶ Lead Free - RoHS Compliant
- ▶ Patented REL-PRO® Technology
- ▶ Small Size, Surface Mount
- ▶ Buffered Output



Phase Noise

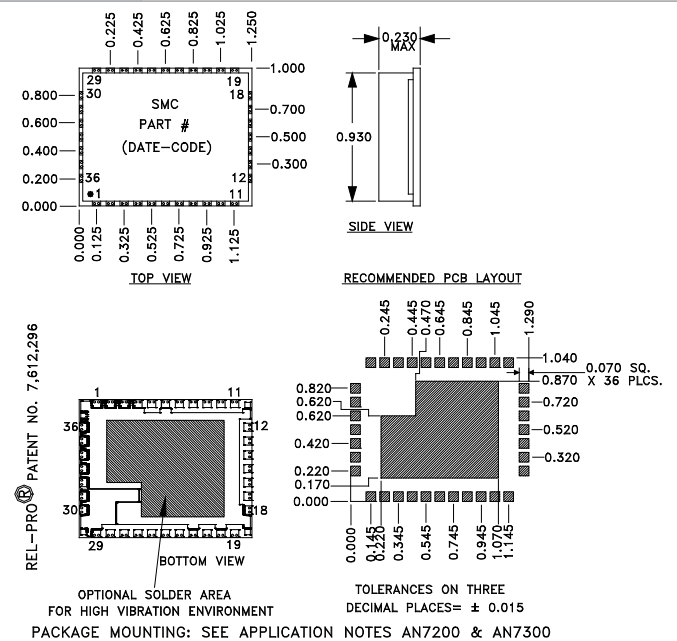


SPECIFICATIONS (Rev. A 01/25/13)

Frequency	1500 - 3200 MHz		
Step Size	500 kHz		
Reference Input Frequency	10 MHz ¹		
Reference Input Voltage	1.0 V p-p to 3.3 V p-p		
Bias Voltage	Vcc	V (Vdc)	I (mA Max.)
	Digital	+5	50
	VCO	+5	40
	Converter	+5	60
Output Power	+5 dBm (Min.)		
Spurious Suppression	65 dB (Typ.)		
Harmonic Suppression	25 dB (Typ.)		
Settling Time	3 mSec (Typ.) ²		
Output Impedance	50 Ohms (Nom.)		
Lock Detect Indicator	CMOS 3.3 V		
Typical Phase Noise	Offset	Phase Noise	
	@ 1 kHz	-95 dBc/Hz	
	@ 10 kHz	-97 dBc/Hz	
	@ 100 kHz	-108 dBc/Hz	
Operating Temperature Range	-30 to +70 °C		
Programming	See Application Note: AN7100		

¹ Contact factory for other reference frequency options
² From the rising edge of LE to stable lock detect

Package # 197LF



Absolute Maximum Ratings

Storage Temp. Range	-55 to +125 °C
Bias Voltage (Digital)	+5.25 V
Bias Voltage (Converter)	+8.0 V
Bias Voltage (VCO)	+5.5 V
DC Voltage Applied to RF Out	±25 V

Patent : <http://www.synergymwave.com/patents>

Port Configuration		
Pin 5 - RF out	Pin 21 - Ref. In	Pin 8,12,14,15,16,17 - NC
Pin 7 - Lock Detect Out *	Pin 23 - Vcc (Digital)	All Others - Ground
Pin 9 - Data In	Pin 24 - Vtune (Output)	
Pin 10 - Error Flag	Pin 25 - Vcc (VCO)	NC - No Connection
Pin 11 - Clock In	Pin 26 - Vout (Converter) ***	
Pin 13 - VCO (On/Off)****	Pin 27 - Vcc (Tune) ***	
Pin 19 - Latch Enable In	Pin 28 - Vcc (Converter)	

* High when locked (source/sink 500 uA)
 *** Connect externally. Bypassed with a 10uF 35V tantalum capacitor.
 **** NC if unused.

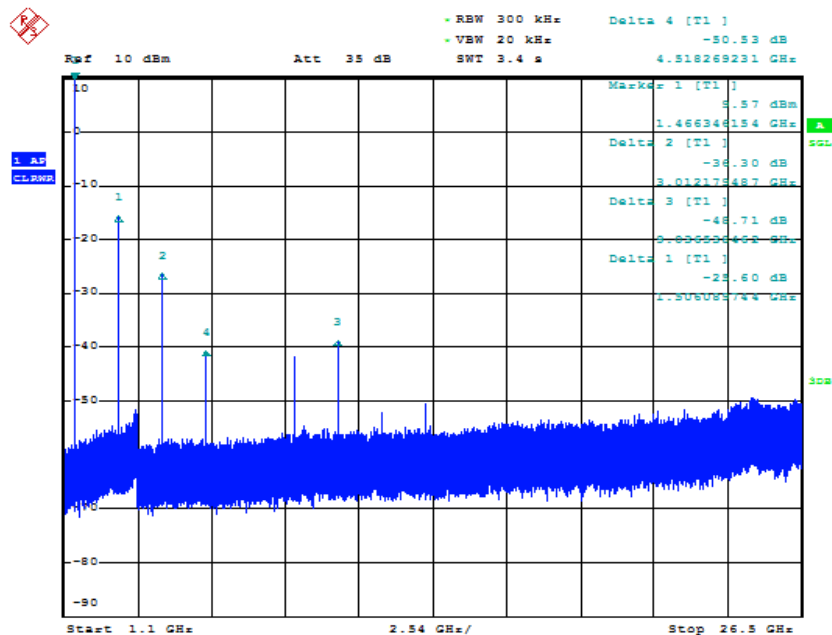
INTELLIGENT INTERACTIVE SYNTHESIZER

SURFACE MOUNT MODEL: LFSFN150320-50

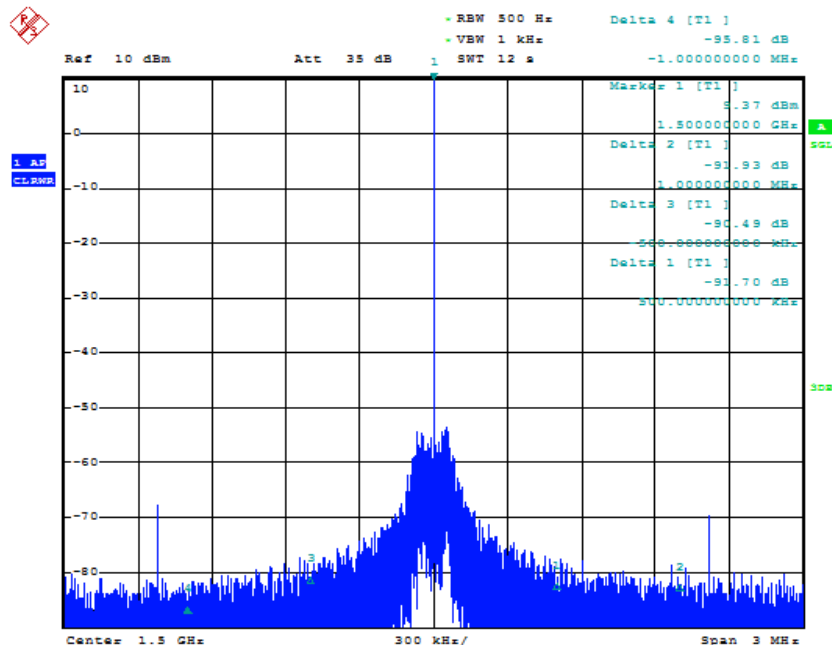
WIDE BANDWIDTH

1500 - 3200 MHz

HARMONIC SUPPRESSION



REFERENCE SIDEBAND SUPPRESSION



PERFORMANCE PLOTS

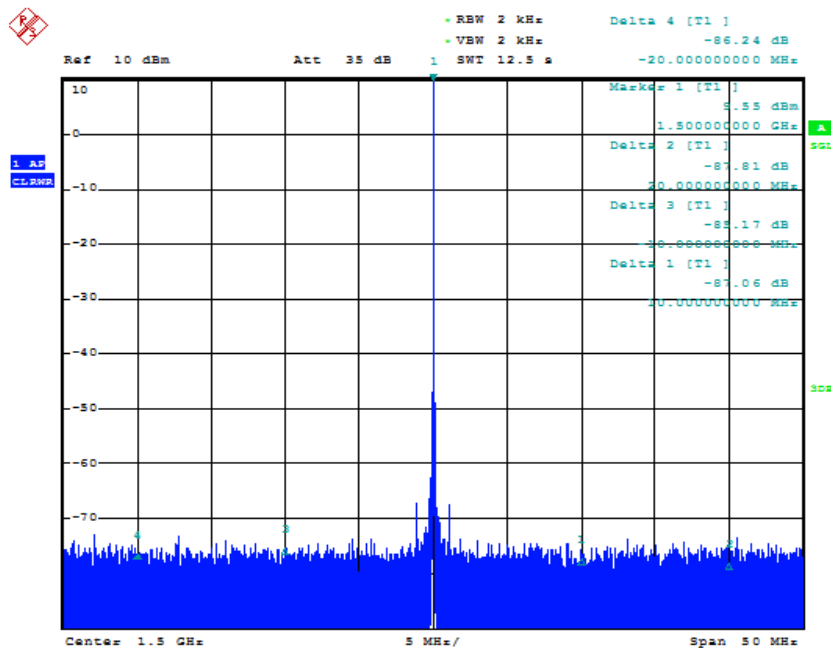
INTELLIGENT INTERACTIVE SYNTHESIZER

SURFACE MOUNT MODEL: LFSFN150320-50

WIDE BANDWIDTH

1500 - 3200 MHz

REFERENCE SIDEBAND SUPPRESSION



PERFORMANCE PLOTS

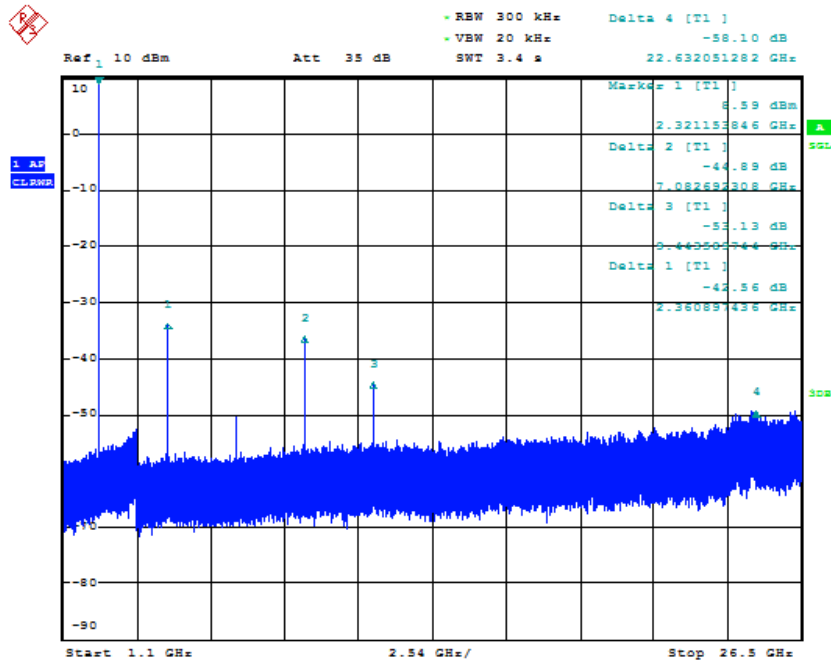
INTELLIGENT INTERACTIVE SYNTHESIZER

SURFACE MOUNT MODEL: LFSFN150320-50

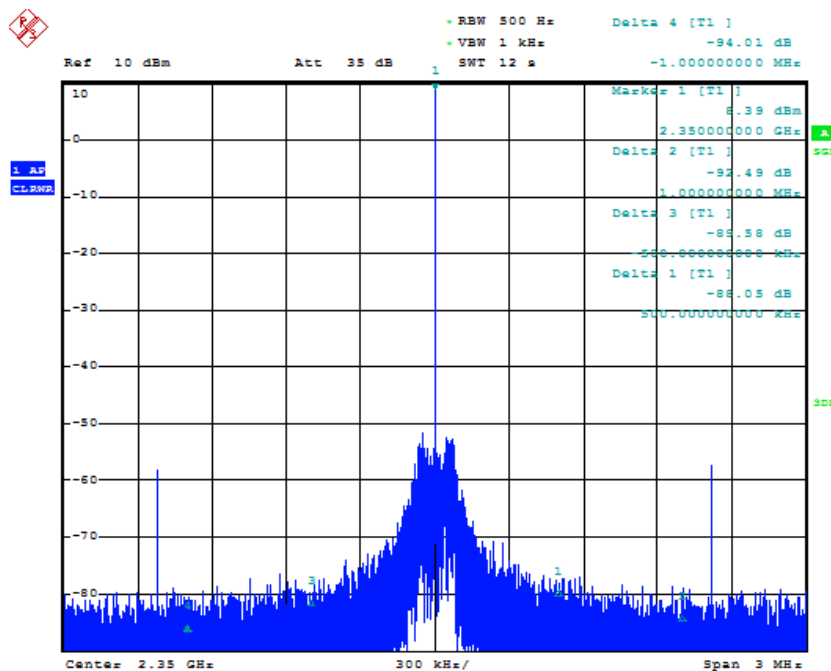
WIDE BANDWIDTH

1500 - 3200 MHz

HARMONIC SUPPRESSION



REFERENCE SIDEBAND SUPPRESSION



PERFORMANCE PLOTS

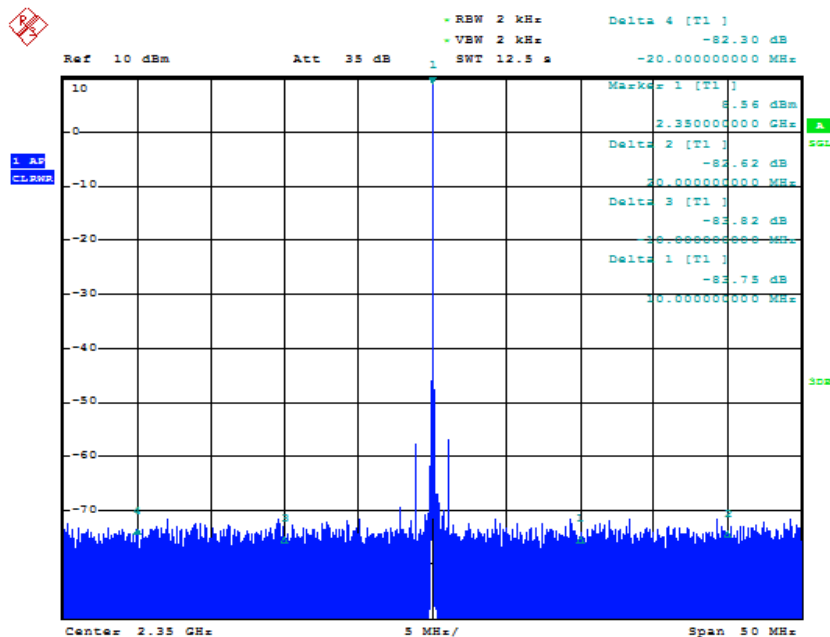
INTELLIGENT INTERACTIVE SYNTHESIZER

SURFACE MOUNT MODEL: LFSFN150320-50

WIDE BANDWIDTH

1500 - 3200 MHz

REFERENCE SIDEBAND SUPPRESSION



PERFORMANCE PLOTS

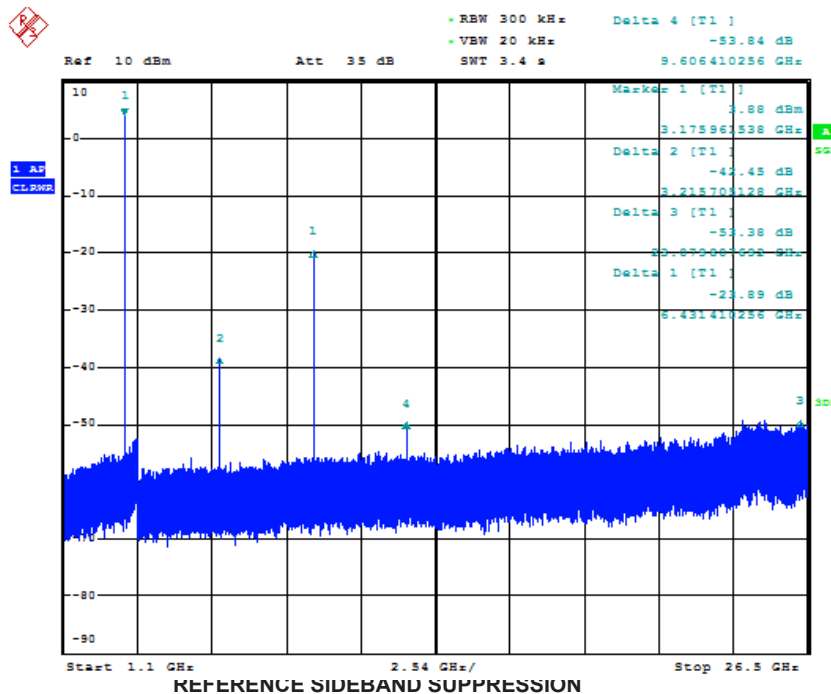
INTELLIGENT INTERACTIVE SYNTHESIZER

SURFACE MOUNT MODEL: LFSFN150320-50

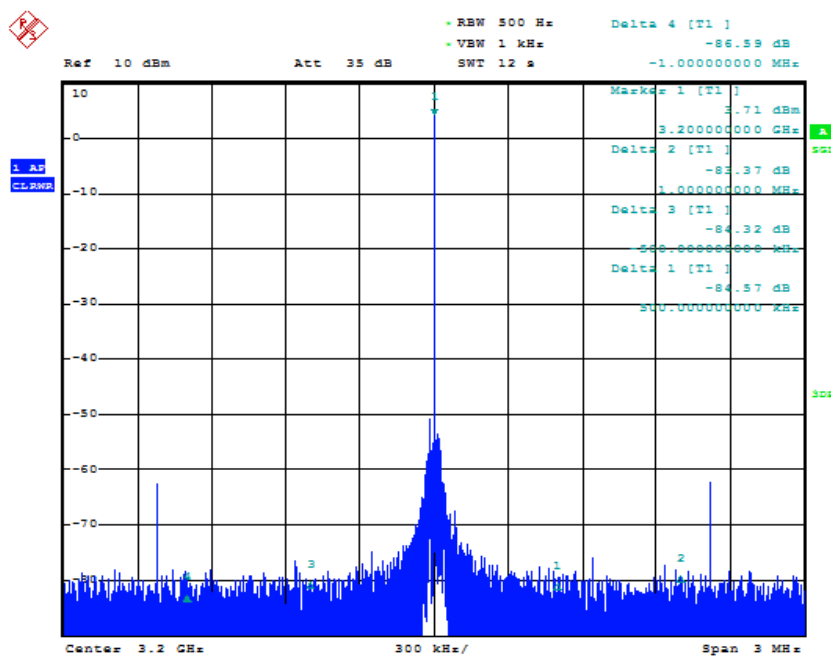
WIDE BANDWIDTH

1500 - 3200 MHz

HARMONIC SUPPRESSION



REFERENCE SIDEBAND SUPPRESSION



PERFORMANCE PLOTS

Copyright © Synergy Microwave Corporation
 201 McLean Boulevard • Paterson, New Jersey 07504 USA
 Tel: (973) 881-8800 • Fax: (973) 881-8361
 E-Mail: sales@synergymicrowave.com • Website: http://www.synergymicrowave.com



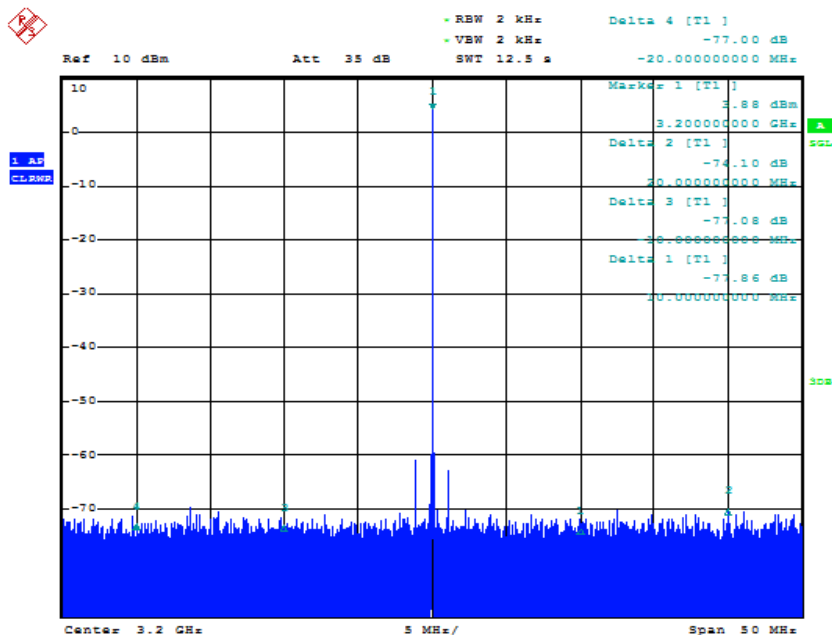
INTELLIGENT INTERACTIVE SYNTHESIZER

SURFACE MOUNT MODEL: LFSFN150320-50

WIDE BANDWIDTH

1500 - 3200 MHz

REFERENCE SIDEBAND SUPPRESSION



PERFORMANCE PLOTS

Copyright © Synergy Microwave Corporation
201 McLean Boulevard • Paterson, New Jersey 07504 USA
Tel: (973) 881-8800 • Fax: (973) 881-8361
E-Mail: sales@synergymwave.com • Website: <http://www.synergymwave.com>

