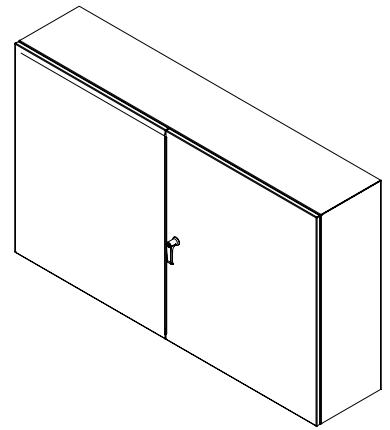
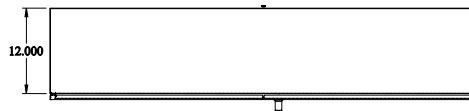

 PART No. EN4TD366012LG
for more information visit
www.hammfg.com
Date subject to change without notice
Isometric drawing Not to Scale




ISOMETRIC VIEW




TOP VIEW



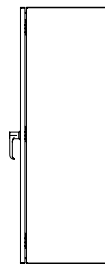
BACK VIEW



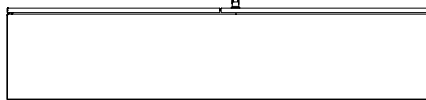
LEFT SIDE VIEW



FRONT VIEW



RIGHT SIDE VIEW



BOTTOM VIEW