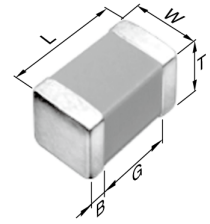


C4532CH2J473J320KA



**TDK item description** C4532CH2J473JT\*\*\*\*

<b>Applications</b>	Commercial Grade
<b>Feature</b>	Mid Voltage (100 to 630V)
<b>Series</b>	C4532 [EIA 1812]
<b>Status</b>	Production



Dimensions in mm

Size	
Length(L)	4.50mm ±0.40mm
Width(W)	3.20mm ±0.40mm
Thickness(T)	3.20mm ±0.30mm
Terminal Width(B)	0.20mm Min.
Terminal Spacing(G)	
Recommended Land Pattern (PA)	3.10mm to 3.70mm
Recommended Land Pattern (PB)	1.20mm to 1.40mm
Recommended Land Pattern (PC)	2.40mm to 3.20mm

Electrical Characteristics	
Capacitance	47nF ±5%
Rated Voltage	630VDC
Temperature Characteristic	CH(0±60ppm/°C)
Q (Min.)	1000
Insulation Resistance (Min.)	10000MΩ

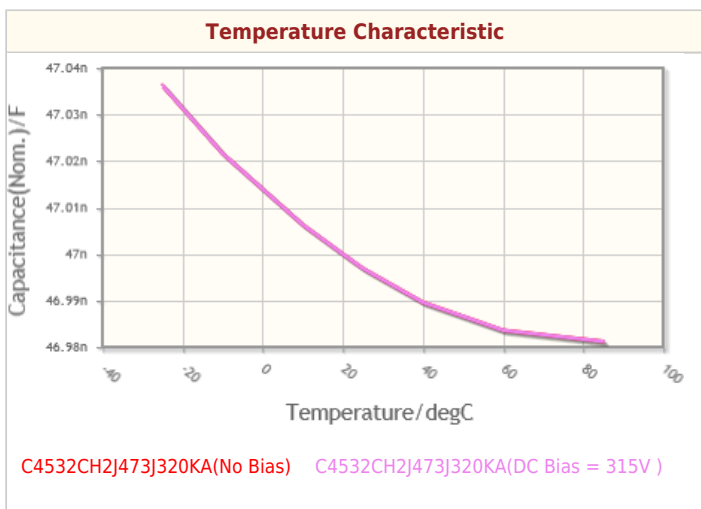
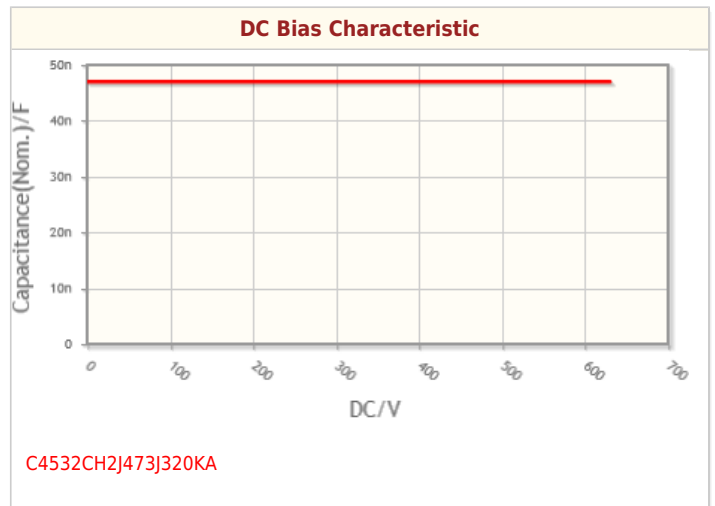
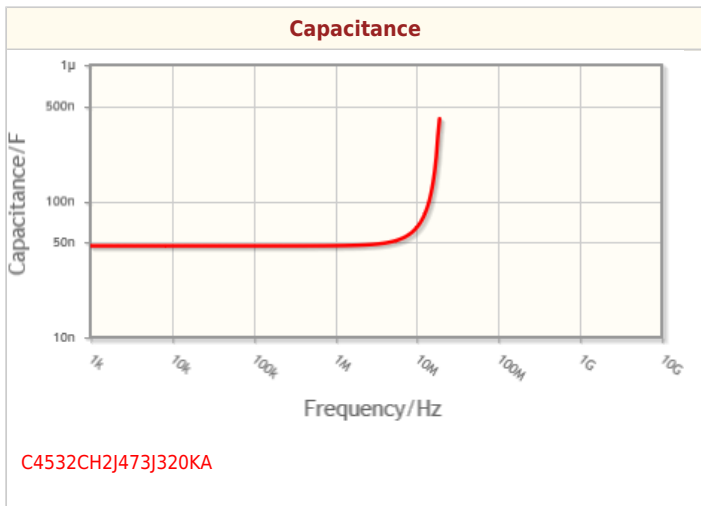
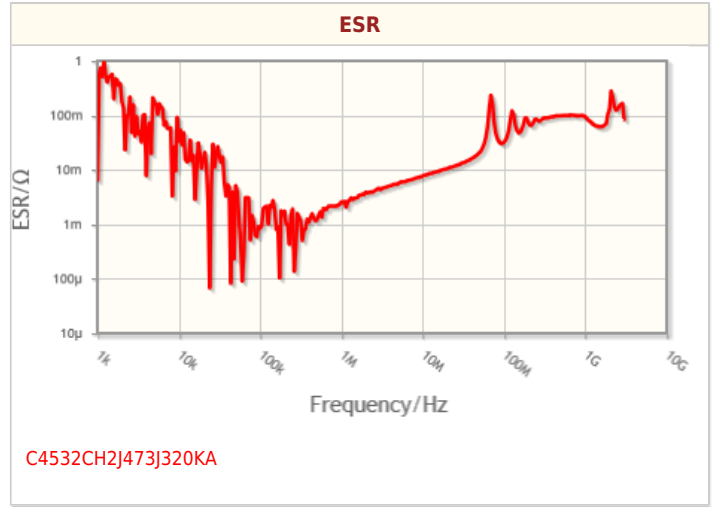
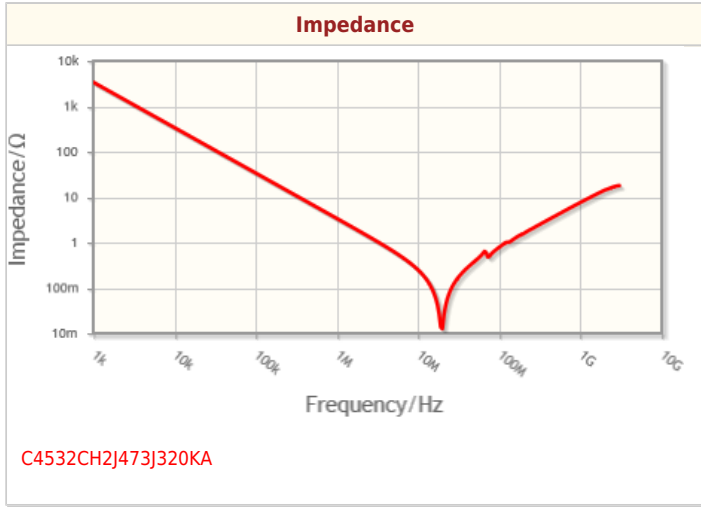
Other	
Soldering Method	Reflow
AEC-Q200	No
Packing	Blister (Plastic)Taping [180mm Reel]
Package Quantity	500pcs

! Images are for reference only and show exemplary products.  
! This PDF document was created based on the data listed on the TDK Corporation website.  
! All specifications are subject to change without notice.

C4532CH2J473J320KA



Characteristic Graphs(This is reference data, and does not guarantee the products characteristics.)

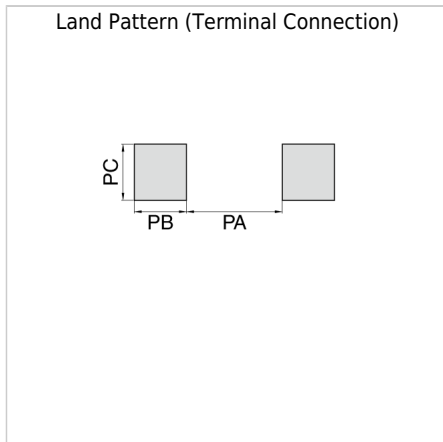


! Images are for reference only and show exemplary products.  
! This PDF document was created based on the data listed on the TDK Corporation website.  
! All specifications are subject to change without notice.

C4532CH2J473J320KA



## Associated Images



! Images are for reference only and show exemplary products.  
! This PDF document was created based on the data listed on the TDK Corporation website.  
! All specifications are subject to change without notice.