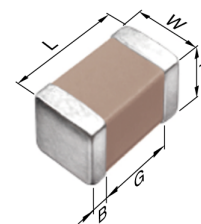


CGA1A2X7R1C152K030BA



**TDK item description** CGA1A2X7R1C152KT\*\*\*\*

<b>Applications</b>	Automotive Grade
<b>Feature</b>	<b>General</b> General (Up to 50V) <b>AEC-Q200</b> AEC-Q200
<b>Series</b>	CGA1(0603) [EIA 0201]
<b>Status</b>	Production



Dimensions in mm

Size	
Length(L)	0.60mm ±0.03mm
Width(W)	0.30mm ±0.03mm
Thickness(T)	0.30mm ±0.03mm
Terminal Width(B)	0.10mm Min.
Terminal Spacing(G)	0.20mm Min.
Recommended Land Pattern (PA)	0.25mm to 0.35mm
Recommended Land Pattern (PB)	0.20mm to 0.30mm
Recommended Land Pattern (PC)	0.25mm to 0.35mm

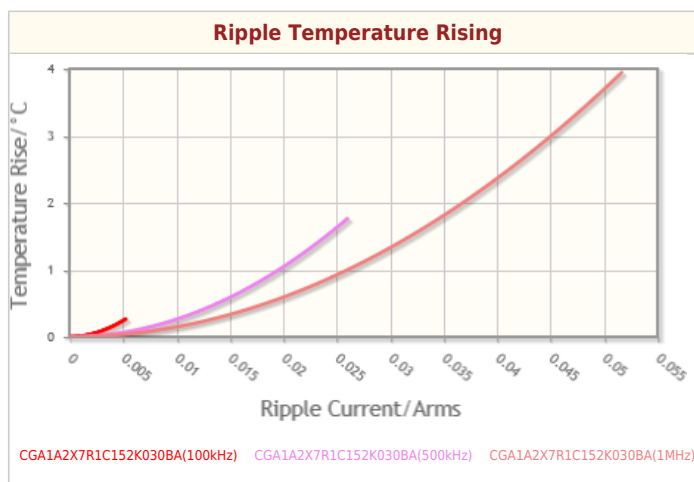
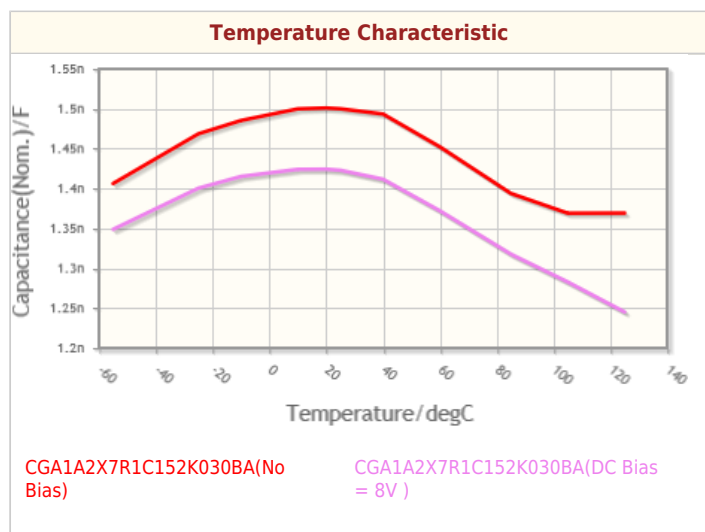
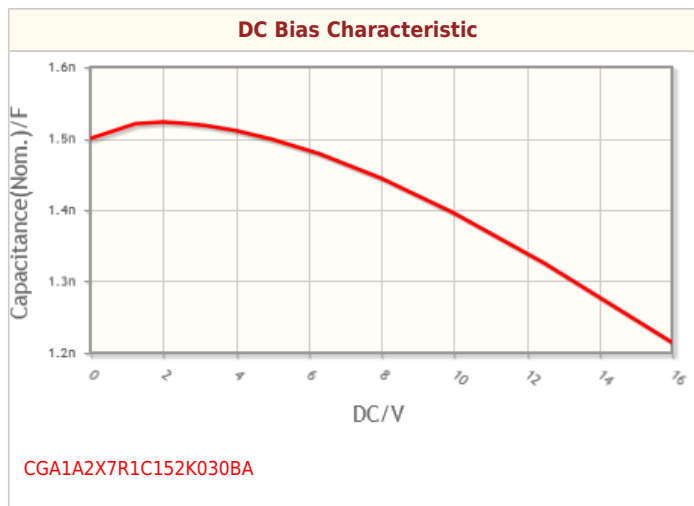
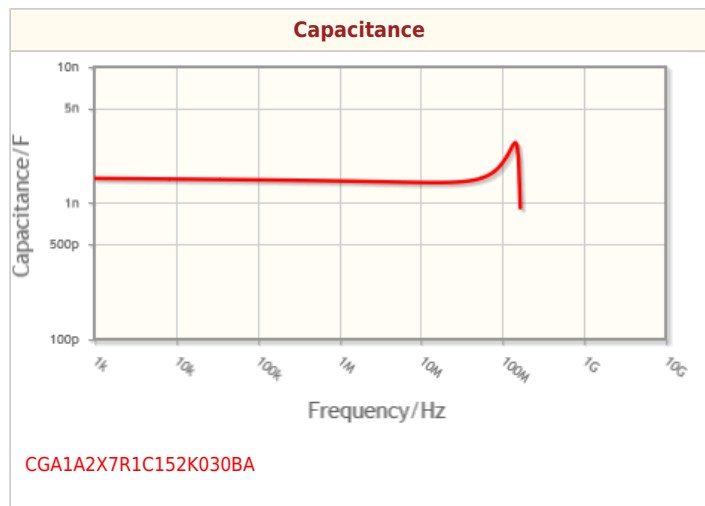
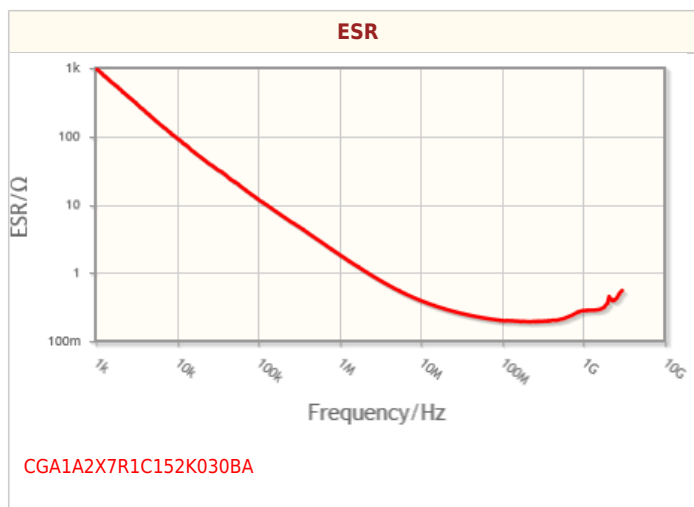
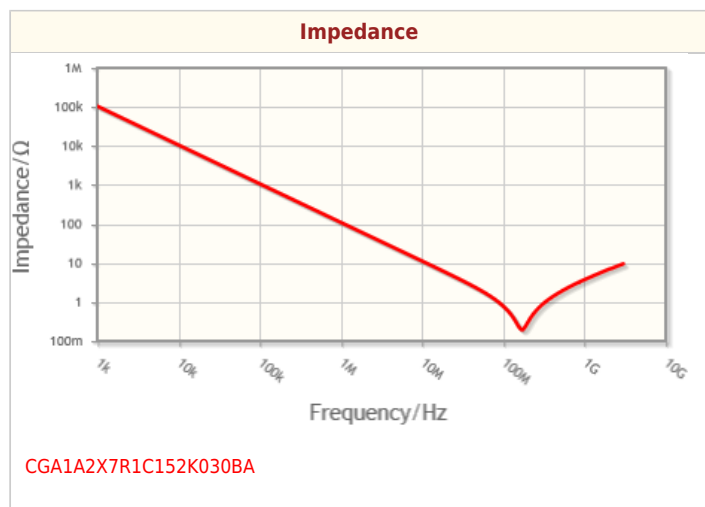
Electrical Characteristics	
Capacitance	1.5nF ±10%
Rated Voltage	16VDC
Temperature Characteristic	X7R(±15%)
Dissipation Factor (Max.)	5%
Insulation Resistance (Min.)	10000MΩ

Other	
Soldering Method	Reflow
AEC-Q200	Yes
Packing	Punched (Paper)Taping [180mm Reel]
Package Quantity	15000pcs

CGA1A2X7R1C152K030BA

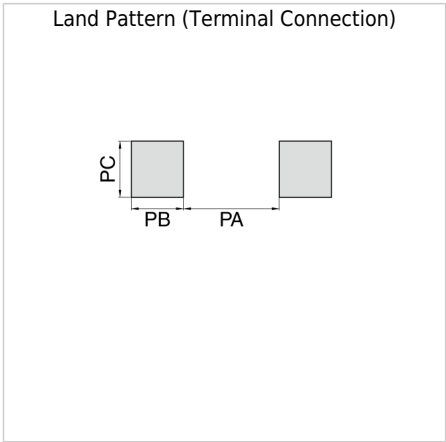


## Characteristic Graphs(This is reference data, and does not guarantee the products characteristics.)





### Associated Images



! Images are for reference only and show exemplary products.  
! This PDF document was created based on the data listed on the TDK Corporation website.  
! All specifications are subject to change without notice.