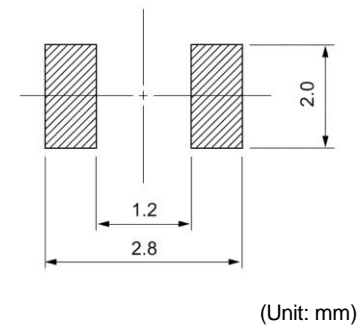
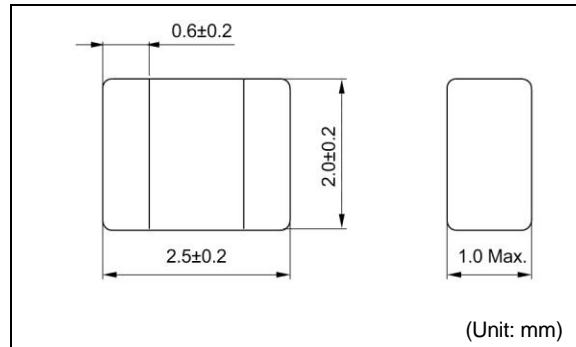
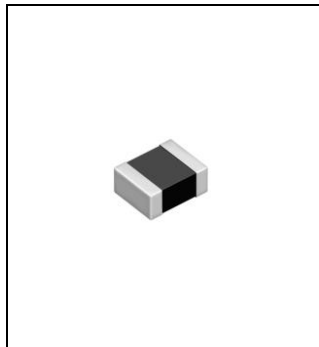


DFE252010F

Inductance Range: 0.33~10.0μH


Recommended patterns
 推奨パターン図


FEATURES 特長

- Miniature size: 2520 footprint (2.5mm×2.0mm) and low profile(1.0mm Max. height)
- The use of magnetic iron powder ensure capability for large current.
- The use of Flat wire for Low DC resistance.
- Magnetically shielded, low audible core noise.
- Reflow solderable.
- Operating temperature : -40~+125°C
- 小型薄型構造 (2.5 x 2.0mm角、高さ1.0mm Max.)
- 磁性材に鉄系磁性粉を用いた大電流対応
- 平角線採用による低直流抵抗
- 閉磁路構造、低コア鳴きノイズ
- リフロはんだ対応
- 動作温度範囲：-40~+125°C

STANDARD PART NUMBERS 標準品一覧

TYPE DFE252010F(Quantity/reel; 3,000 PCS)

品番	インダクタンス ⁽¹⁾	許容差	測定周波数	直流抵抗 ⁽²⁾	直流重畳許容電流 ⁽³⁾	温度上昇許容電流 ⁽⁴⁾
Part Number	Inductance ⁽¹⁾ (μH)	Tolerance (%)	Test Frequency (MHz)	DC Resistance ⁽²⁾ (mΩ) Max. (Typ.)	Inductance Decrease Current ⁽³⁾ (A) Max. (Typ.) $\frac{\Delta L}{L} = 30\%$	Temperature Rise Current ⁽⁴⁾ $\Delta T = 40^\circ\text{C}$ (A) Max. (Typ.)
DFE252010F-R33M=P2	0.33	±20	1	21 (16)	6.8 (7.6)	4.8 (5.6)
DFE252010F-R47M=P2	0.47	±20	1	27 (20)	6.0 (6.6)	4.4 (5.2)
DFE252010F-R68M=P2	0.68	±20	1	37 (31)	5.0 (5.5)	3.5 (4.1)
DFE252010F-R82M=P2	0.82	±20	1	40 (33)	4.5 (5.0)	3.3 (3.9)
DFE252010F-1R0M=P2	1.0	±20	1	48 (40)	4.1 (4.6)	3.1 (3.6)
DFE252010F-1R5M=P2	1.5	±20	1	72 (60)	3.4 (3.8)	2.5 (2.9)
DFE252010F-2R2M=P2	2.2	±20	1	97 (85)	3.1 (3.5)	2.3 (2.5)
DFE252010F-3R3M=P2	3.3	±20	1	170 (140)	2.2 (2.5)	1.6 (1.9)
DFE252010F-4R7M=P2	4.7	±20	1	240 (200)	1.9 (2.2)	1.4 (1.6)
DFE252010F-6R8M=P2	6.8	±20	1	420 (350)	1.4 (1.6)	1.1 (1.3)
DFE252010F-8R2M=P2	8.2	±20	1	520 (430)	1.35 (1.55)	1.0 (1.2)
DFE252010F-100M=P2	10	±20	1	600 (500)	1.3 (1.5)	0.9 (1.0)

(1) Inductance is measured with a LCR meter 4284A (Agilent Technologies) or equivalent. Test frequency at 1MHz

(2) DC resistance is measured with 34420A (Agilent Technologies) or 3541(HIOKI). (Reference ambient temperature 20°C)

(3) Inductance Decrease Current based upon 30% inductance reduction from the initial value

(4) Temperature Rise Current based upon 40°C temperature rise. (Reference ambient temperature 20°C)

(1) インダクタンスはLCRメータ4284A (Agilent Technologies) または同等品により測定する。測定周波数は1MHz。

(2) 直流抵抗は測定器34420A (Agilent Technologies) または3541 (HIOKI) と同等品により測定する。(周囲温度20°C)

(3) 直流重畳許容電流：直流重畳電流を流した時インダクタンスの値が初期値より30%減少する直流電流値

(4) 温度上昇許容電流：コイルの温度が40°C上昇する値 (周囲温度20°Cを基準とする。)