

Subminiature Fuse, 2.3 x 8 mm, Quick-Acting F, IEC, 125 VAC, 125 VDC



IEC 60127-3 · 125 VAC · 125 VDC · Quick-Acting F



Description

- High breaking capacity

Standards

- IEC 60127-3/2
- UL 248-14
- CSA C22.2 no. 248.14

Approvals

- UL File Number: E42088
- CSA File Number: 34549

References

[Packaging Details](#)

Weblinks

[pdf-datasheet](#), [html-datasheet](#), [General Product Information](#), [Packaging details](#), [Approvals](#), [CE declaration of conformity](#), [RoHS](#), [CHINA-RoHS](#), [REACH](#), [Distributor-Stock-Check](#), [Detailed request for product](#)

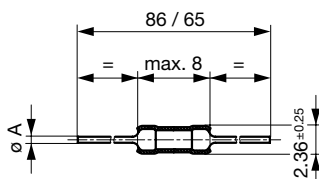
Technical Data

Rated Voltage	32 - 125 VAC, 32 - 125 VDC
Rated current	0.063 - 15 A
Breaking Capacity	50 A - 300 A
Characteristic	Quick-Acting F
Admissible Ambient Air Temp.	-55 °C to 85 °C
Climatic Category	55/085/56 acc. to IEC 60068-1
Material: Tube	Ceramic
Material: Axial Leads	Tin-Plated Copper
Unit Weight	0.46 g
Storage Conditions	0 °C to 60 °C, max. 70% r.h.
Product Marking	Rated current

Soldering Methods	Wave Soldering Profile
Solderability	235 °C / 2 sec acc. to IEC 60068-2-20, Test Ta, method 1
Resistance to Soldering Heat	260 °C / 5 sec acc. to IEC 60068-2-20, Test Tb, method 1A

Dimension

8 mm



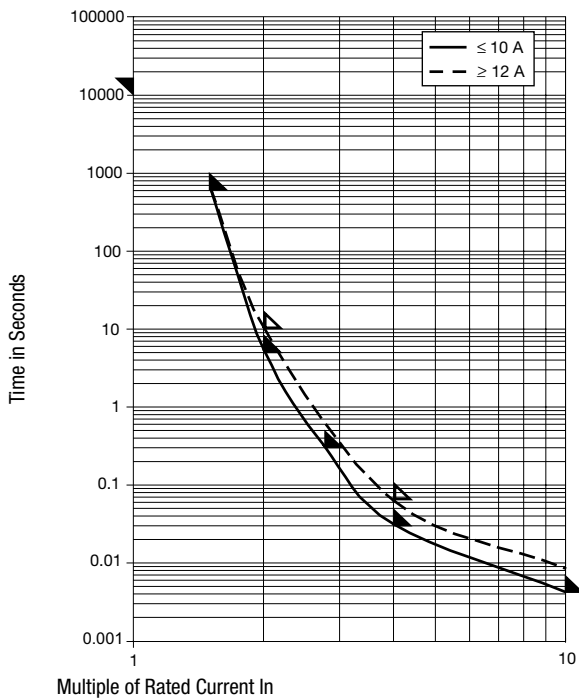
$I_n \leq 10$ A: $\varnothing A = 0.62$ mm

$I_n > 10$ A: $\varnothing A = 0.82$ mm

Pre-Arcing Time



Rated Current I_n	1.0 x I_n min.	1.5 x I_n max.	2.0 x I_n max.	2.75 x I_n max.	4.0 x I_n max.	10.0 x I_n max.
0.063 A - 10 A	4 h	10 min	5 s	300 ms	30 ms	4 ms
12 A - 15 A	4 h	10 min	10 s	-	60 ms	-


Time-Current-Curves



All Variants

Rated Current [A]	Rated Voltage [VAC]	Rated Voltage [VDC]	Breaking Capacity	Voltage Drop 1.0 I _n typ. [mV]	Power Dissipation 1.0 I _n typ. [mW]	Melting I ² t 10.0 Intyp. [A ² s]				Order Number
0.063	125	125	1)	1050	66	0.0008	●	●		7010.7010.13
0.063	125	125	1)	1050	66	0.0008	●	●		7010.7010.37
0.063	125	125	1)	1050	66	0.0008	●	●		7010.7010.39
0.063	125	125	1)	1050	66	0.0008	●	●		7010.7010.47
-	125	125	1)	1050	66	0.0008	●	●		7010.7010.49
0.125	125	125	1)	900	115	0.0036	●	●	●	7010.7020.13
0.125	125	125	1)	900	115	0.0036	●	●	●	7010.7020.37
0.125	125	125	1)	900	115	0.0036	●	●	●	7010.7020.39
0.125	125	125	1)	900	115	0.0036	●	●	●	7010.7020.47
0.125	125	125	1)	900	115	0.0036	●	●	●	7010.7020.49
0.25	125	125	1)	325	82	0.0094	●	●	●	7010.7030.13
0.25	125	125	1)	325	82	0.0094	●	●	●	7010.7030.37
0.25	125	125	1)	325	82	0.0094	●	●	●	7010.7030.39
0.25	125	125	1)	325	82	0.0094	●	●	●	7010.7030.47
0.25	125	125	1)	325	82	0.0094	●	●	●	7010.7030.49
0.375	125	125	1)	245	92	0.019	●	●	●	7010.7040.13
0.375	125	125	1)	245	92	0.019	●	●	●	7010.7040.37
0.375	125	125	1)	245	92	0.019	●	●	●	7010.7040.39
0.375	125	125	1)	245	92	0.019	●	●	●	7010.7040.47
0.375	125	125	1)	245	92	0.019	●	●	●	7010.7040.49
0.5	125	125	1)	260	130	0.07	●	●	●	7010.7050.13
0.5	125	125	1)	260	130	0.07	●	●	●	7010.7050.37
0.5	125	125	1)	260	130	0.07	●	●	●	7010.7050.39
0.5	125	125	1)	260	130	0.07	●	●	●	7010.7050.47
0.5	125	125	1)	260	130	0.07	●	●	●	7010.7050.49
0.75	125	125	1)	245	185	0.18	●	●	●	7010.7060.13
0.75	125	125	1)	245	185	0.18	●	●	●	7010.7060.37
0.75	125	125	1)	245	185	0.18	●	●	●	7010.7060.39
0.75	125	125	1)	245	185	0.18	●	●	●	7010.7060.47

Rated Current [A]	Rated Voltage [VAC]	Rated Voltage [VDC]	Breaking Capacity	Voltage Drop 1.0 In typ. [mV]	Power Dissipation 1.0 I _n typ. [mW]	Melting I ² t 10.0 Intyp. [A ² s]	 	GAM T1	Order Number	
0.75	125	125	1)	245	185	0.18	●	●	●	7010.7060.49
1	125	125	1)	210	210	0.3	●	●	●	7010.7070.13
1	125	125	1)	210	210	0.3	●	●	●	7010.7070.37
1	125	125	1)	210	210	0.3	●	●	●	7010.7070.39
1	125	125	1)	210	210	0.3	●	●	●	7010.7070.47
1	125	125	1)	210	210	0.3	●	●	●	7010.7070.49
1.5	125	125	1)	230	345	0.38	●	●	●	7010.7080.13
1.5	125	125	1)	230	345	0.38	●	●	●	7010.7080.37
1.5	125	125	1)	230	345	0.38	●	●	●	7010.7080.39
1.5	125	125	1)	230	345	0.38	●	●	●	7010.7080.47
1.5	125	125	1)	230	345	0.38	●	●	●	7010.7080.49
2	125	125	1)	190	380	1.1	●	●	●	7010.7090.13
2	125	125	1)	190	380	1.1	●	●	●	7010.7090.37
2	125	125	1)	190	380	1.1	●	●	●	7010.7090.39
2	125	125	1)	190	380	1.1	●	●	●	7010.7090.47
2	125	125	1)	190	380	1.1	●	●	●	7010.7090.49
2.5	125	125	1)	175	440	1.4	●	●	●	7010.7100.13
2.5	125	125	1)	175	440	1.4	●	●	●	7010.7100.39
2.5	125	125	1)	175	440	1.4	●	●	●	7010.7100.47
2.5	125	125	1)	175	440	1.4	●	●	●	7010.7100.49
3	125	125	1)	170	510	2	●	●	●	7010.7110.13
3	125	125	1)	170	510	2	●	●	●	7010.7110.39
3	125	125	1)	170	510	2	●	●	●	7010.7110.47
3	125	125	1)	170	510	2	●	●	●	7010.7110.49
3.5	32	32	2)	160	560	2.6	●	●	●	7010.7180.13
3.5	32	32	2)	160	560	2.6	●	●	●	7010.7180.37
3.5	32	32	2)	160	560	2.6	●	●	●	7010.7180.39
3.5	32	32	2)	160	560	2.6	●	●	●	7010.7180.47
3.5	32	32	2)	160	560	2.6	●	●	●	7010.7180.49
4	125	125	1)	180	720	4	●	●	●	7010.7120.13
4	125	125	1)	180	720	4	●	●	●	7010.7120.37
4	125	125	1)	180	720	4	●	●	●	7010.7120.39
4	125	125	1)	180	720	4	●	●	●	7010.7120.47
4	125	125	1)	180	720	4	●	●	●	7010.7120.49
5	125	125	1)	170	850	6.2	●	●	●	7010.7130.13
5	125	125	1)	170	850	6.2	●	●	●	7010.7130.37
5	125	125	1)	170	850	6.2	●	●	●	7010.7130.39
5	125	125	1)	170	850	6.2	●	●	●	7010.7130.47
5	125	125	1)	170	850	6.2	●	●	●	7010.7130.49
7	125	125	1)	135	945	13	●	●	●	7010.7140.13
7	125	125	1)	135	945	13	●	●	●	7010.7140.37
7	125	125	1)	135	945	13	●	●	●	7010.7140.39
7	125	125	1)	135	945	13	●	●	●	7010.7140.47
7	125	125	1)	135	945	13	●	●	●	7010.7140.49
10	125	125	1)	130	1300	39	●	●	●	7010.7150.13
10	125	125	1)	130	1300	39	●	●	●	7010.7150.37
10	125	125	1)	130	1300	39	●	●	●	7010.7150.39
10	125	125	1)	130	1300	39	●	●	●	7010.7150.47
10	125	125	1)	130	1300	39	●	●	●	7010.7150.49
12	32	32	2)	130	1450	57	●	●	●	7010.7160.13
12	32	32	2)	130	1450	57	●	●	●	7010.7160.37
12	32	32	2)	130	1450	57	●	●	●	7010.7160.39
12	32	32	2)	130	1450	57	●	●	●	7010.7160.47
12	32	32	2)	130	1450	57	●	●	●	7010.7160.49

Rated Current [A]	Rated Voltage [VAC]	Rated Voltage [VDC]	Breaking Capacity	Voltage Drop 1.0 I _n typ. [mV]	Power Dissipation 1.0 I _n typ. [mW]	Melting I ² t 10.0 Intyp. [A ² s]		Order Number
15	32	32	2)	120	1800	90	● ● ●	7010.7170.13
15	32	32	2)	120	1800	90	● ● ●	7010.7170.37
15	32	32	2)	120	1800	90	● ● ●	7010.7170.47
15	32	32	2)	120	1800	90	● ● ●	7010.7170.49

Most Popular.

Availability for all products can be searched real-time: <http://www.schurter.com/Stock-Check/Stock-Check-SCHURTER>

1) UL: 50 A @ 125 VAC, p.f. ≥ 0.95 / 300 A @ 125 VDC

1) CSA: 300 A @ 125 VAC/DC

2) UL: 50 A @ 32 VAC, p.f. ≥ 0.95 / 300 A @ 32 VDC

2) CSA: 300 A @ 32 VAC/DC

Packaging Unit

- .xx = .13 Plastic Bag, Fuse Length 86 mm (100 pcs.)
- .xx = .37 Taped 19 cm Reel, Fuse Length 65 mm (1500 pcs.)
- .xx = .39 Taped 19 cm Reel, Fuse Length 65 mm (5000 pcs.)
- .xx = .47 Taped 19 cm Reel, Fuse Length 86 mm (1500 pcs.)
- .xx = .49 Taped 19 cm Reel, Fuse Length 85 mm (5000 pcs.)