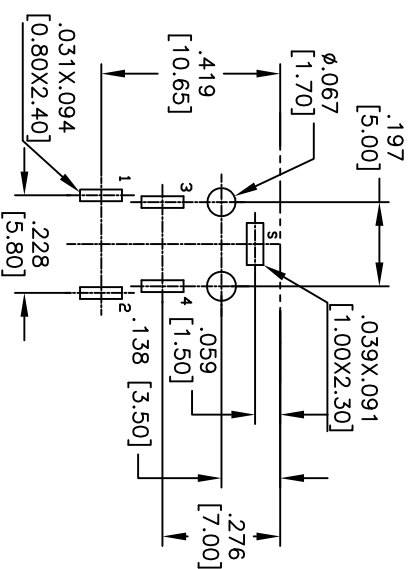
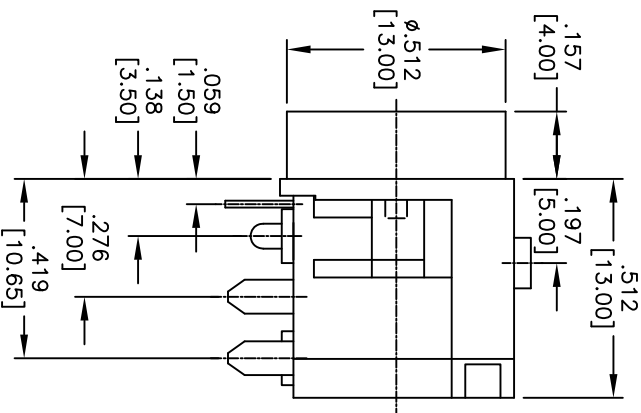
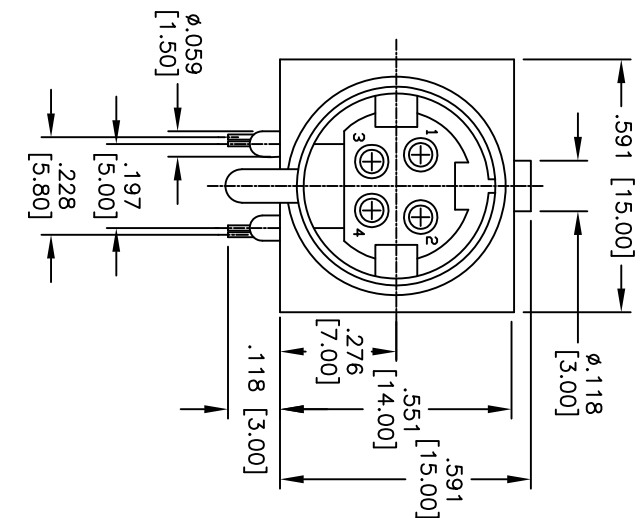
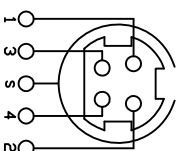


Rev	AWO #	Description	Date	Appr
-		RELEASED	8/27/10	

APPROVED: \_\_\_\_\_  
DATE: \_\_\_\_\_ TITLE: \_\_\_\_\_



RECOMMENDED PCB LAYOUT  
(BOTTOM VIEW)



CIRCUIT DIAGRAM

# SPECIFICATIONS:

Material:

Insulator: PBT, rated UL 94V-0

Insulator color: Black

Contacts: Copper Alloy, Silver plated

Electrical:

Operating voltage: DC 20V

Current rating: 7 Amp max

Contact resistance: 50 mohms max

Insulation resistance: 50 Mohms min.

Dielectric withstanding voltage: 250 VAC for 1 minute

Temperature Rating:

Operating temperature: -40°C to +70°C

Environmental:

Lead free, RoHS compliant.

Recommended soldering temp: 235° for 5 sec.



**ADAM TECH**

909 Railway Avenue, Union, NJ 07083

Phone: 908-687-5000 Fax: 908-687-5710

MINI DIN JACK, RIGHT ANGLE, PCB

UNLESS OTHERWISE SPECIFIED ALL DIMENSIONS ARE INCHES [MM] TOLERANCES: EXCEPT AS NOTED				TITLE			
INCHES	HOLES						
.X ± .10	ØXX ± .10						
.XX ± .020	ØXXX ± .015						
.XXX ± .015	ØXXXX ± .010						
APPROVALS				DATE			
DRAWN	DY		8/27/10				
CHECKED							
APPROVED							
SIZE				PART NO.			
X				MDJ-H4P			
REF: S00025C				SCALE: NTS			
				SHEET 1 OF 1			