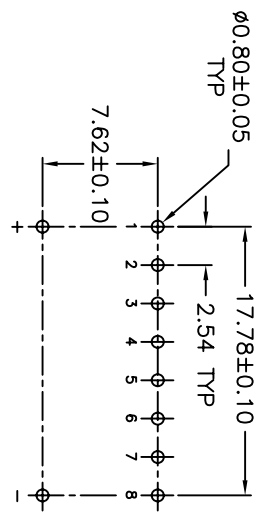
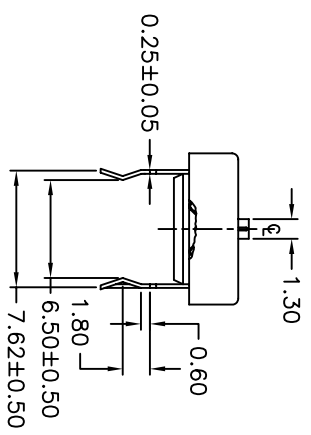
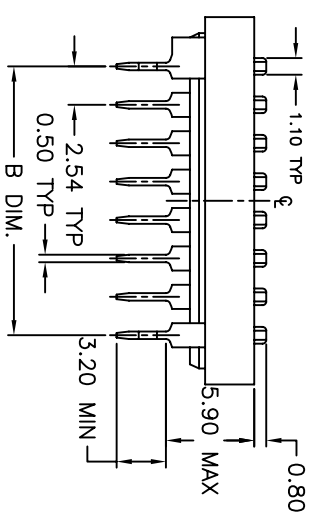
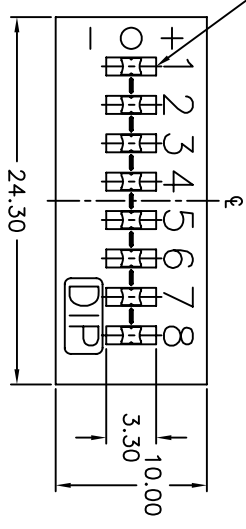


POS. 1 DESIGNATE  
PIN #1 LOCATION

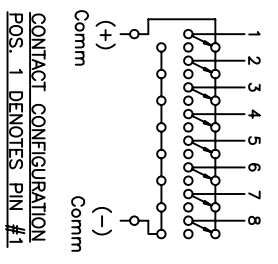


NOTES:

1. ALL DIMENSIONS IN MM
2. GENERAL TOLERANCE: 0.0=±0.4  
0.00=±0.25
3. TERM. NOS. FOR REF. ONLY
4. SWITCHES SUPPLIED IN DESPENSING TUBES  
PACKAGE WITH ALL POLES IN  
THE "OFF" POSITION- 19 SWITCHES/TUBE
5. CONTACT RATING: 25mA @24V DC
6. OPERATING LIFE: 2,000 make-and-break cycles
7. OPERATING FORCE: 1000gf max.
8. TRAVEL: 2.0mm typical
9. DIELECTRIC STRENGTH: 500V RMS min @seal level  
between adj. term.
10. TEMP. RANGE: -40C to 85C

B	13577	REMOVE TABLE	11/5/03	AR
A	10710	RELEASED FOR PRODUCTION	6/27/00	MM
REV.	ECN No.	DESCRIPTION	DATE	CHKD

TITLE	KAT1108E (8 Pos. DIP Switch)		
SCALE	3:1	DATE	6/27/00
DR	MM	DWG	N711080
REV	B		



THE INFORMATION CONTAINED IN THIS DOCUMENT IS PROPRIETARY TO E-SWITCH AND IS NOT TO BE COPIED OR TRANSFERRED