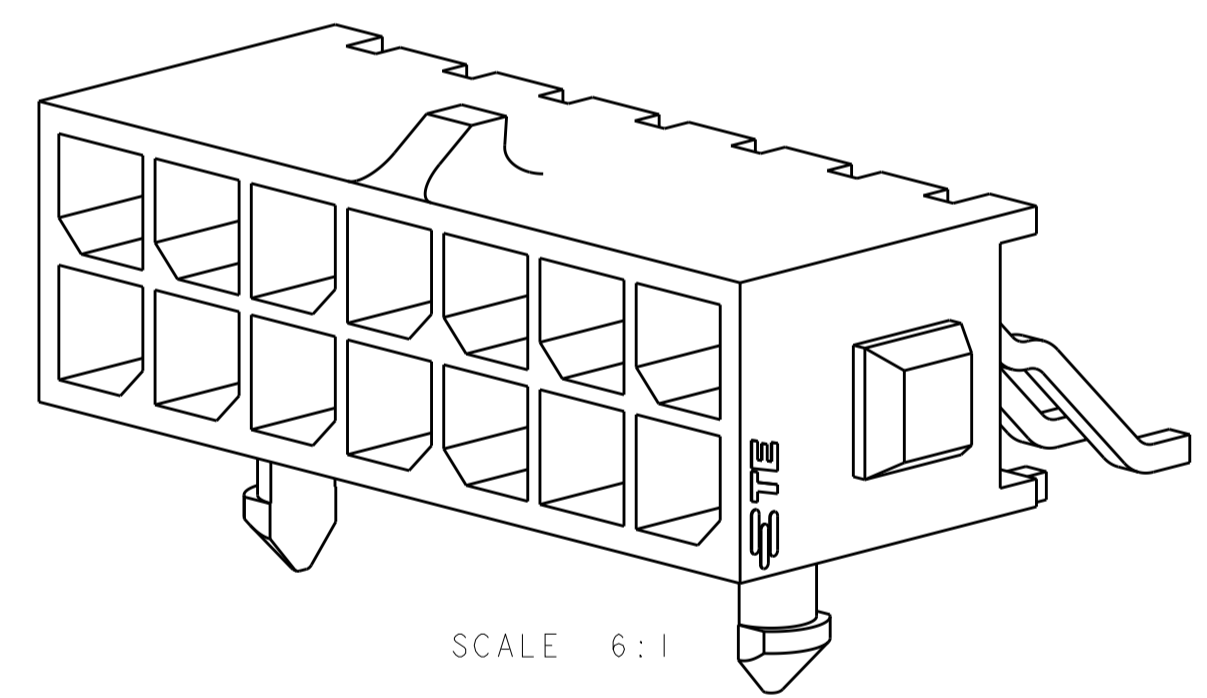
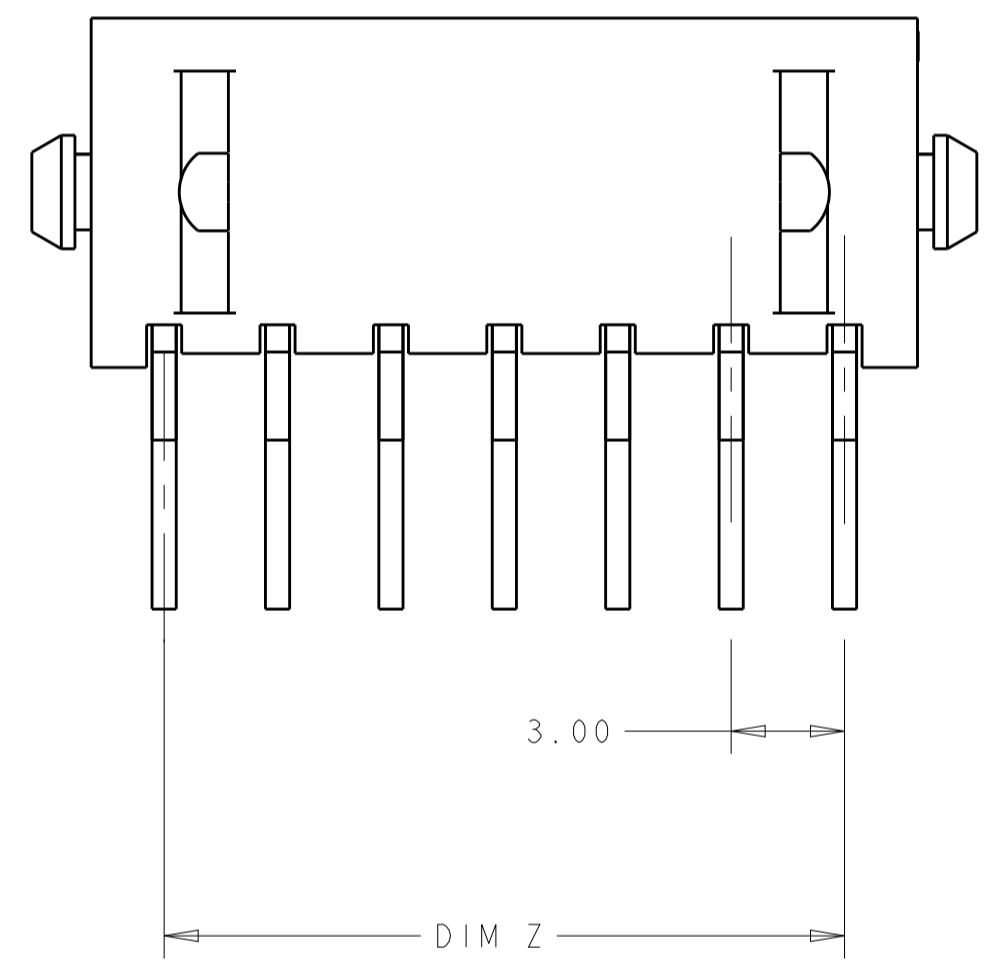
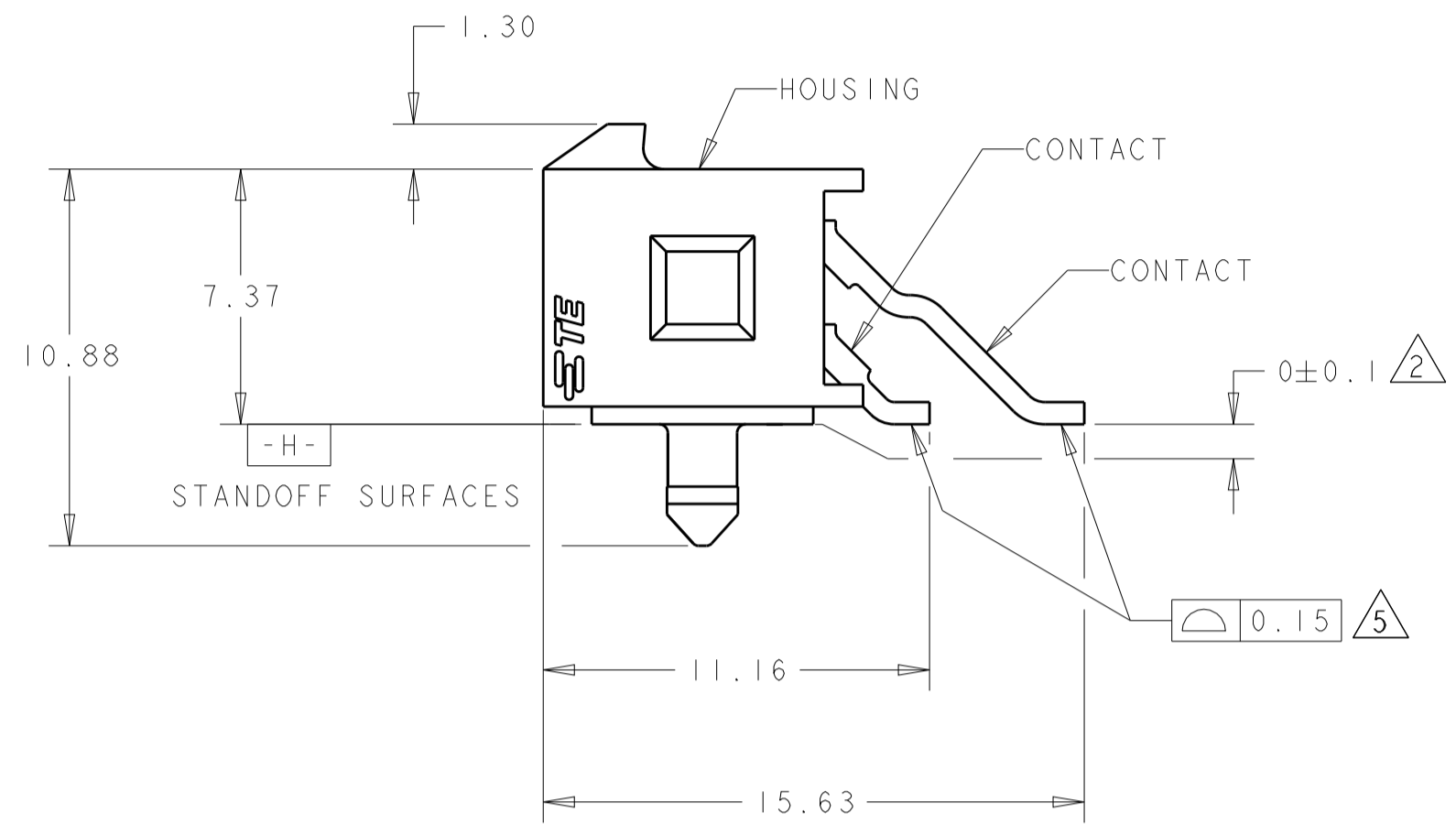
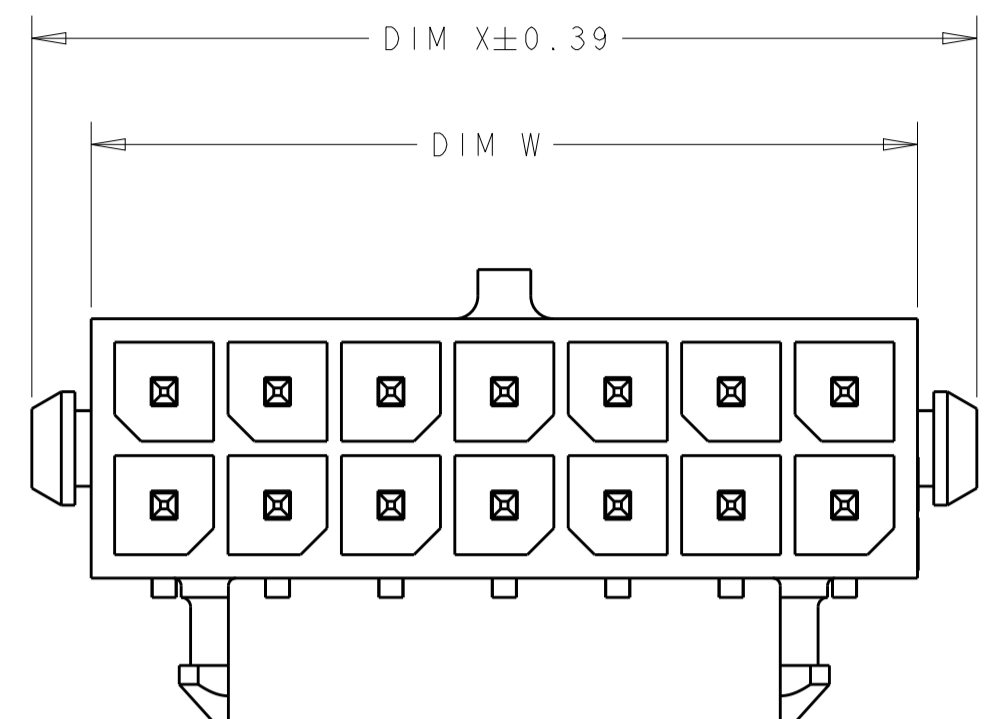
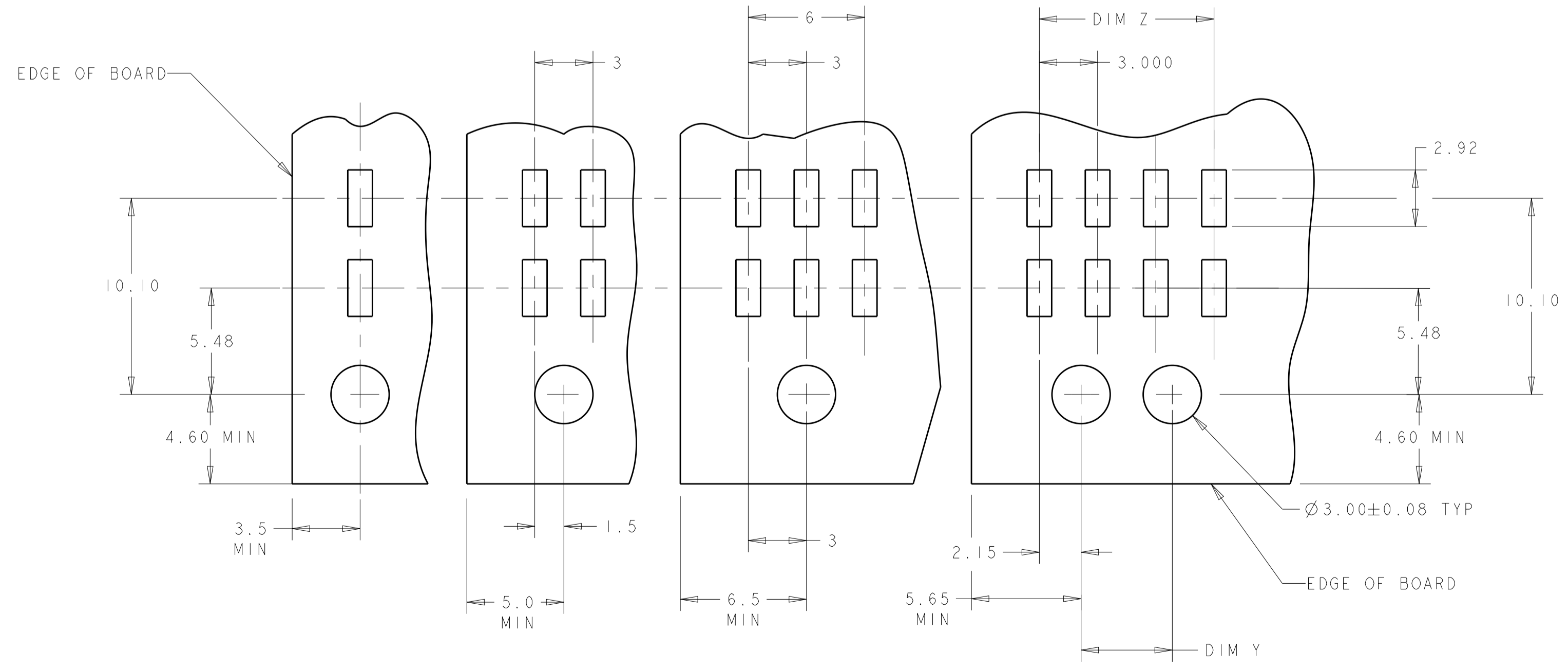


| REVISIONS | | | | | |
|-----------|-----|---------------------------|------------|-----|------|
| P. | LTN | DESCRIPTION | DATE | DWN | APVD |
| G | | REVISED PER ECO-15-005484 | 28JULY2015 | SC | DZ |



- 1 MATERIAL:
CONTACTS - BRASS.
HOUSING - UL 94V-0 RATED HIGH TEMP NYLON, COLOR; BLACK.
- 2 PLATING:
CONTACTS - 0.76µm MINIMUM GOLD OVER 2.54µm MINIMUM NICKEL ON MATING AREA. 2.54µm TIN-LEAD MINIMUM OVER 2.54µm NICKEL MINIMUM ON SOLDER TAILS.
- 3 DIMENSION APPLIES TO SOLDERTAIL SURFACES AND STANDOFF SURFACES.
- 4 RECOMMENDED PC BOARD THICKNESS OF 1.57.
- 5 ALL SOLDERTAILS.
- 6 PLATING:
CONTACTS - 0.76µm MINIMUM GOLD OVER 2.54µm MINIMUM NICKEL ON MATING AREA. 2.54µm MATTE TIN MINIMUM OVER 2.54µm NICKEL MINIMUM ON SOLDER TAILS.



RECOMMENDED PCB LAYOUT (COMPONENT SIDE)

| FINISH | DIM W | DIM Y | DIM Z | DIM X | NO. OF POSN. | PART NUMBER |
|--------|-------|-------|-------|-------|--------------|-------------|
| 6 | 36.86 | 28.70 | 33.00 | 40.00 | 24 | 5-794623-4 |
| 6 | 33.86 | 25.70 | 30.00 | 37.00 | 22 | 5-794623-2 |
| 6 | 30.86 | 22.70 | 27.00 | 34.00 | 20 | 5-794623-0 |
| 6 | 27.86 | 19.70 | 24.00 | 31.00 | 18 | 4-794623-8 |
| 6 | 24.86 | 16.70 | 21.00 | 28.00 | 16 | 4-794623-6 |
| 6 | 21.86 | 13.70 | 18.00 | 25.00 | 14 | 4-794623-4 |
| 6 | 18.86 | 10.70 | 15.00 | 22.00 | 12 | 4-794623-2 |
| 6 | 15.86 | 7.70 | 12.00 | 19.00 | 10 | 4-794623-0 |
| 6 | 12.86 | 4.70 | 9.00 | 16.00 | 8 | 3-794623-8 |
| 6 | 9.86 | - | 6.00 | 13.00 | 6 | 3-794623-6 |
| 6 | 6.86 | - | 3.00 | 10.00 | 4 | 3-794623-4 |
| 6 | 3.86 | - | - | 7.00 | 2 | 3-794623-2 |
| 2 | 36.86 | 28.70 | 33.00 | 40.00 | 24 | 2-794623-4 |
| 2 | 33.86 | 25.70 | 30.00 | 37.00 | 22 | 2-794623-2 |
| 2 | 30.86 | 22.70 | 27.00 | 34.00 | 20 | 2-794623-0 |
| 2 | 27.86 | 19.70 | 24.00 | 31.00 | 18 | 1-794623-8 |
| 2 | 24.86 | 16.70 | 21.00 | 28.00 | 16 | 1-794623-6 |
| 2 | 21.86 | 13.70 | 18.00 | 25.00 | 14 | 1-794623-4 |
| 2 | 18.86 | 10.70 | 15.00 | 22.00 | 12 | 1-794623-2 |
| 2 | 15.86 | 7.70 | 12.00 | 19.00 | 10 | 1-794623-0 |
| 2 | 12.86 | 4.70 | 9.00 | 16.00 | 8 | 794623-8 |
| 2 | 9.86 | - | 6.00 | 13.00 | 6 | 794623-6 |
| 2 | 6.86 | - | 3.00 | 10.00 | 4 | 794623-4 |
| 2 | 3.86 | - | - | 7.00 | 2 | 794623-2 |

THIS DRAWING IS A CONTROLLED DOCUMENT. DWN: H. WHITAKER 28-JAN-2002
 CHK: C. JONES 28-JAN-2002
 APVD: C. JONES 28-JAN-2002

STE TE Connectivity

NAME: SURFACE MOUNT, R/A, 30 GOLD HEADER, PLASTIC BOARDLOCK, DUAL ROW, MICRO MATE-N-LOK™

SIZE: A1 CAGE CODE: 794623 DRAWING NO: 794623

SCALE: 5:1 SHEET: 1 OF 1 REV: G

