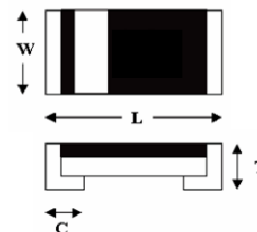


Switching Diode

CD4148WSP
FEATURES

- Silicon epitaxial planar diode
- SMD chip pattern, available in various dimension included 1206 & 0603
- Leadfree and RoHS compliance components
- For small signal switching and operating ambient temperature less than 55°C and voltage withstand less than 60V; not suitable for AC switching input as rectified circuit and high reverse voltage location


MECHANICAL CHARACTERISTICS

- Size: 0805
- Weight: approx. 6mg
- Marking: Cathode terminal

0805	
L	2.0±0.2 mm
W	1.25±0.2 mm
T	0.85±0.1 mm
C	0.45±0.2 mm

THERMAL CHARACTERISTICS¹⁾

Parameter at $T_{amb}=25^{\circ}C^{1)}$	Symbol	Value	Unit
Forward Power Dissipation	P_{tot}	200	mW
Power derating above 25°C		1.6	mW/°C
Junction Temperature	T_j	150	°C
Thermal Resistance Junction to Ambient air	R_{JA}	375	°C/W
Operating & Storage Temperature range	T_{stg}	-55 to 150	°C

MAXIMUM RATING¹⁾

Parameter at $T_{amb}=25^{\circ}C^{1)}$	Symbol	Value	Unit
Repetitive Peak Reverse Voltage	V_{RRM}	75	V
Average rectified current sin half wave rectification with resistive load	$I_{F(AV)}$	150	mA
Repetitive Peak Forward Current at $T_{amb}=25^{\circ}C$	I_{FRM}	300	mA
Non-Repetitive Surge Forward Current at $t < 1s$ and $T_j=25^{\circ}C$ at $t \leq 8.3ms$ and $T_j=25^{\circ}C$	I_{FSM}	500	mA
		1000	mA

ELECTRICAL CHARACTERISTICS¹⁾

Parameter at $T_{amb}=25^{\circ}C^{1)}$	Symbol	Value	Unit
Forward Voltage at $I_F=10mA$ at $I_F=100mA$	V_F	1.0 _{MAX}	V
		1.25 _{MAX}	V
Leakage Current at $V_R=20V$ Leakage Current at $V_R=75V$	I_R	0.025 _{MAX}	uA
		5 _{MAX}	uA
Capacitance at $V_R=0V$, $f=1MHz$	C_{tot}	4 _{MAX}	pF
Reverse Recovery Time at $I_F=I_R=10mA, R_L=100$	t_{rr}	4 _{MAX}	ns

1) Valid provided that electrodes are kept at ambient temperature.

CD4148WSP Typical Characteristics

Figure 1. Forward Characteristic

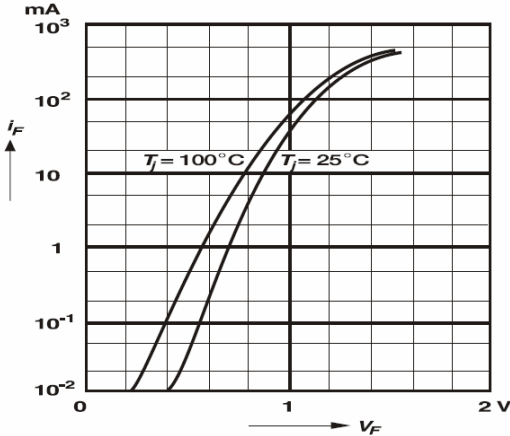


Figure 2. Power De-rating

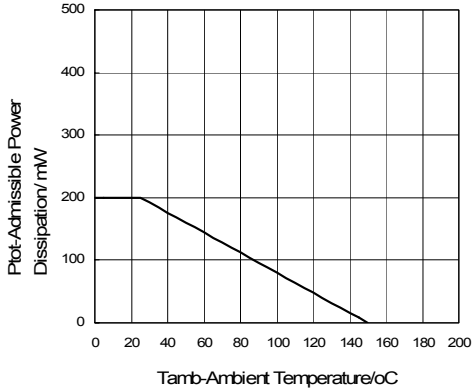


Figure 3. Forward Current De-rating

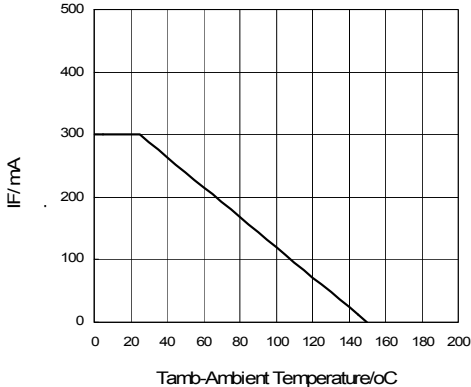


Figure 4. Reverse Voltage De-rating

