Data Sheet

ICE Components, Inc.
Tel 678-560-9172 Fax 678-560-9304
cust.serv@icecomp.com
www.icecomponents.com
1165 Allgood Rd., Ste. #20, Marietta, GA 30062

General Information

Customer	
Part Number	IN07022
Revision	0
Description	Inductor
Date	AUG-07-2009
Reference	--
Doc Control #	--
Issue (For ICE use only)	--

Mechanical Drawing

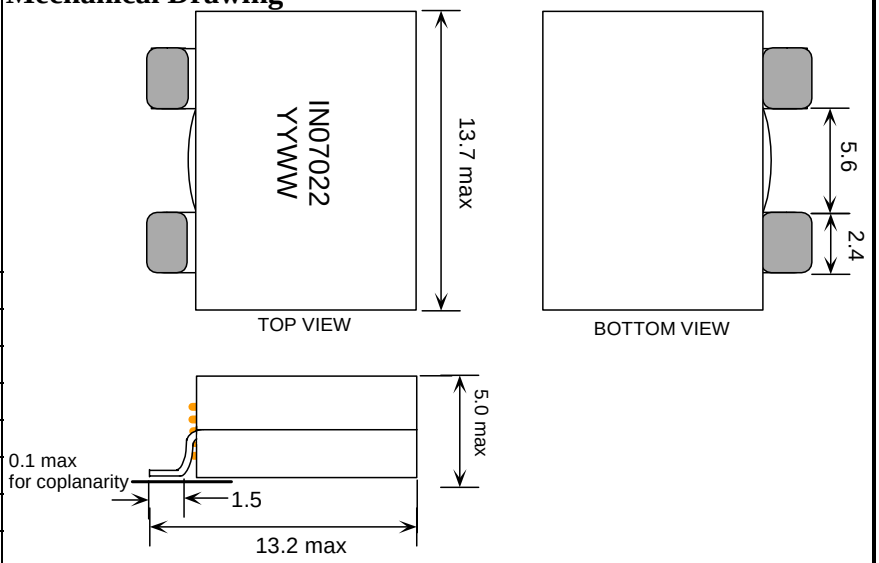

unit:mm

Specification

Item	*Pins*	*Spec*	*Test Condition*	Sample Test Data
Inductance	S – F	420 nH +/- 15%	500 kHz, 0.1Vrms, series	
DCR	S – F	0.45 mOhm +/- 10%	25 deg C	
Isat	S – F	40 Adc max		

Schematic

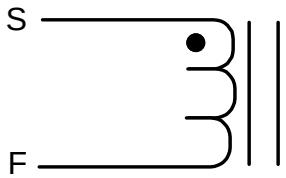

Recommended PCB Layout

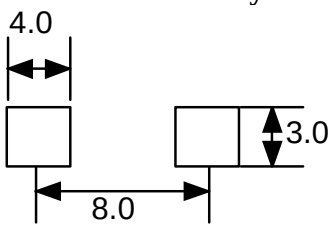

unit:mm

Remark

1. Isat is the current at which the inductance drops by 30% typical.
2. Meets UL94V-0
3. This is RoHS compliant product.
4. Inductance vs. Current Curve as attached.
5. The max operating temperature is 130degC (ambient + temperature rise).

Sample approval is required before release to production. Sample specifications take precedence over customer specifications.

Customer Signature

Rev.	Description	PRD	CHK	APP	Date	NTFY
0	Initial release	Emily	Gary	L. L. Chou	2009/8/7	2009/8/7

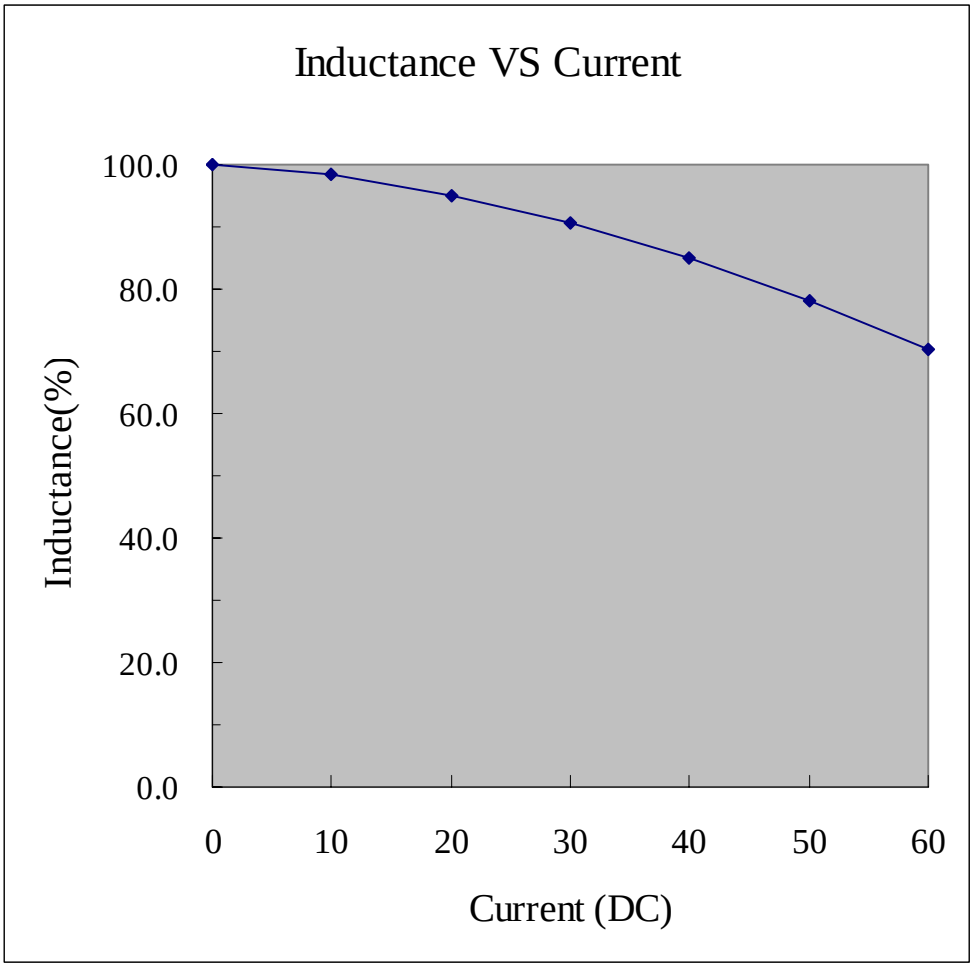
Inductance VS Current
100.0
80.0
60.0
40.0
20.0
0.0
Inductance(%)
0
10
20
30
40
50
60
Current (DC)