


AX61492

4U 20-slot Extended Rackmount Chassis

Features


- Three 5.25" and two 3.5" HDD drive bays
- Three 12 cm hot-swap ball-bearing fans
- Supports 20-slot backplane
- Hot-swap redundant or PS/2 power supply supported



▲ Top view



▲ Rear view



Built-in hot-swap fans



Dual top cover design for easy maintenance

Specifications

Standard Color	Black
Construction	Heavy-duty steel
Drive Capacity	Exposed 3 x 5.25" HDD drive bay, 2 x 3.5" HDD drive bay
Cooling	3 x 12 cm hot-swap ball-bearing fans (88 CFM/each) with a removable filter
Front Panel Indicators	1 x power on/off; 3 x HDD
Front Panel Controls	1 x power on/off; 4 x system reset; 1 x alarm reset
Front Panel Connectors	2 x USB, 1 x PS/2 6-pin keyboard/mouse
System Board	SBCs

Expansion Interface	20-slot backplane
Speaker	1 x 0.4W speaker
Operating Temperature	0°C ~ +40°C (+32°F ~ +104°F)
Dimensions	482.6 mm (19") (W) x 678.5 mm (26.8") (D) x 176.4 mm (7") (H)
Weight (net/gross)	2.3 kg (5.07 lb)/24.6 kg (54.24 lb)

Power Supply Specifications

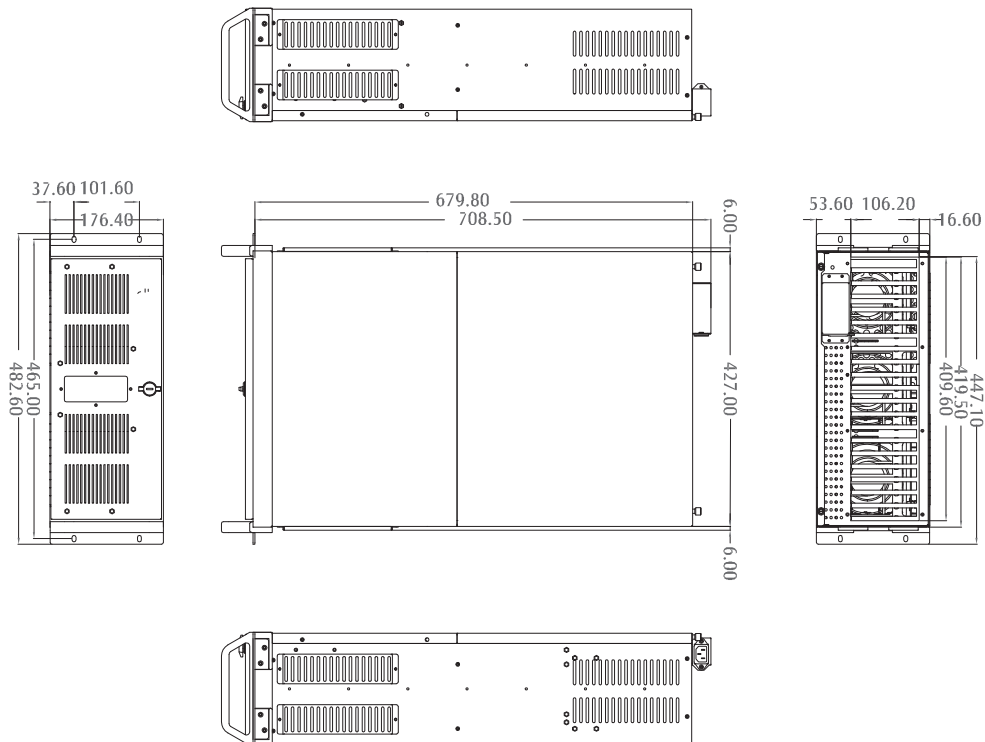
Items	Watt	Input	Specifications	MTBF
			Output	
PS401-HRP	ATX 400W HRP (PFC)	AC 100-240V (Auto)	+5V @ 35A	100,000 hours
			+12V @ 20A	
PS500-XP2	ATX 500W (PFC)	AC 90-264V (Auto)	-5V @ 0.8A	100,000 hours
			-12V @ 1A	
PS500-HRP	ATX 500W HRP (PFC)	AC 90-264V (Auto)	+3.3V @ 28A	100,000 hours
			+5VSB @ 2A	
PS500-XP2	ATX 500W (PFC)	AC 90-264V (Auto)	+5V @ 24A	100,000 hours
			+3.3V @ 24A	
PS500-HRP	ATX 500W HRP (PFC)	AC 90-264V (Auto)	+12V @ 34A	100,000 hours
			+12V1 @ 17A	
PS500-XP2	ATX 500W (PFC)	AC 90-264V (Auto)	+12V2 @ 17A	100,000 hours
			-12V @ 0.8A	
PS500-HRP	ATX 500W HRP (PFC)	AC 90-264V (Auto)	+5VSB @ 2.5A	100,000 hours
			+5V @ 25A	
PS500-XP2	ATX 500W (PFC)	AC 90-264V (Auto)	+3.3V @ 25A	100,000 hours
			+12V @ 41A	
PS500-HRP	ATX 500W HRP (PFC)	AC 90-264V (Auto)	-12V @ 0.8A	100,000 hours
			+5VSB @ 3.5A	

Ordering Information

AX61492TB/X400R	4U rackmount extended chassis, 20-slot version, with ATX 400W redundant power supply
AX61492TB/X500R	4U rackmount extended chassis, 20-slot version, with ATX 500W redundant power supply

*Specifications and certifications are based on options and may vary.

Dimensions



Backplane Options

Models	Slots per Segment (ISA/PCI/PCIe/CPU)	Segment
ATX6022/20GP18	1/18/0/1	Single

Overview

Embedded Systems

Embedded Systems for Transportation

Embedded Field Controllers

Industrial Firewall

Digital Signage Solutions

Embedded MicroBoxes

Industrial Barebone Systems

Industrial Chassis

Backplanes

Power Supplies

Peripherals & Accessories

