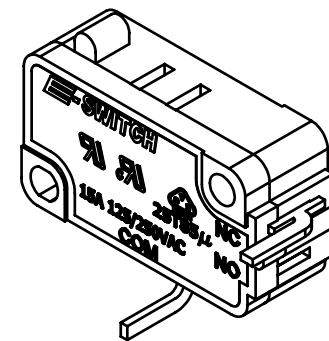
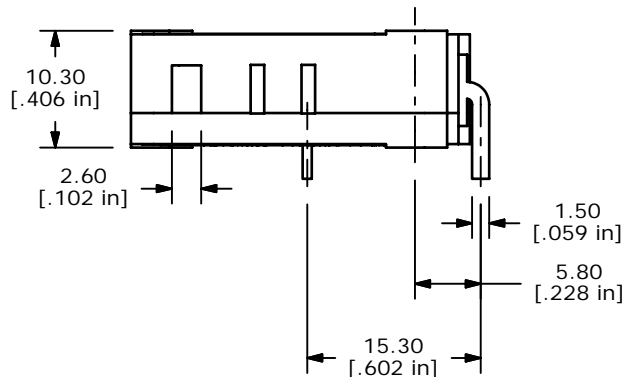


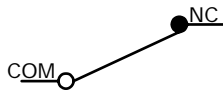
P.C. MOUNTING



ISOMETRIC

O.P. (MM)	P.T. (MM)
14.7 ± 0.5	2.0 MAX.

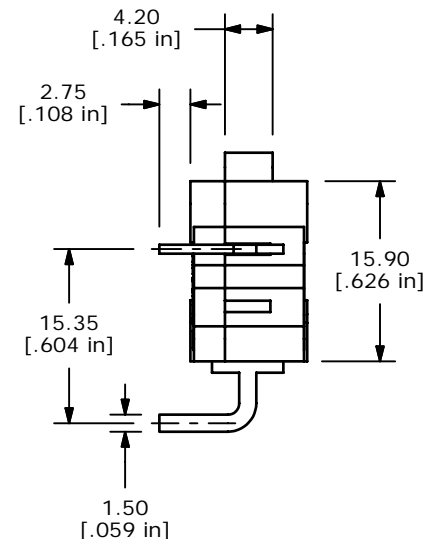
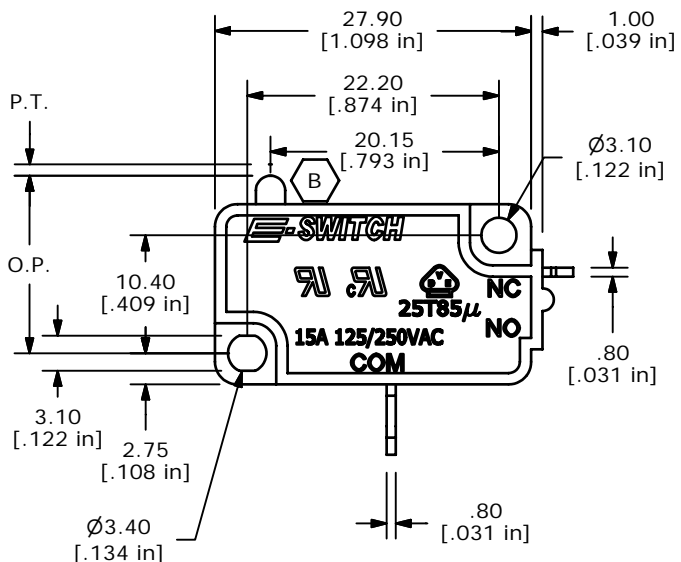
O.P. = OPERATING POINT
P.T. = PRE-TRAVEL



CIRCUIT: SPST
NORMALLY CLOSED

NOTES:

1. ALL DIMENSIONS IN MM [INCH]
2. GENERAL TOLERANCE: X.X=±0.4
X.XX=±0.25
3. RATING: 15A @125/250VAC UL, CUL, VDE APPROVED
4. OPERATING FORCE: 100±30 GRAMS
5. OPERATING TEMP: -25°C TO 85°C
6. ELECTRICAL LIFE: 50,000 CYCLES MIN. (B)
7. MECHANICAL LIFE: 1,000,000 CYCLES TYP.
8. INSULATION RESISTANCE: 100 MEGA-OHMS MIN.
9. DIELECTRIC STRENGTH: 1500VAC 1 MINUTE (INITIAL VALUE)
10. CONTACT RESISTANCE: 100 MILLI -OHMS MAX.
11. ▲ DENOTES CRITICAL PARAMETER.
12. 2002/95/EC (ROHS) COMPLIANT (B)



REV	PCR NO	DESCRIPTION	DATE	BY
B	15632	CHANGES NOTED	12/21/05	PH
A	15228	RELEASED FOR PRODUCTION	8/31/05	PH

TITLE LS0851500F100V2B				
SCALE	DATE	DR	DWG	REV
1.5:1	8/31/2005	PH	Q950016	B

THE INFORMATION CONTAINED IN THIS DOCUMENT IS PROPRIETARY TO E-SWITCH AND IS NOT TO BE COPIED OR TRANSFERRED