

Protection in Portable Electronics Applications.

FEATURES

- Transient protection for data lines to
IEC 61000-4-2(ESD) 15kV(Air), 8kV(Contact)
- IEC 61000-4-4(EFT) 40A(tp=5/50ns)
- IEC 61000-4-5(Lightning) 5A(tp=8/20 μs)
- Bidirectional Type Pin Configuration Structure.
- Small package for use in portable electronics.
- Suitable replacement for Multi-Layer Varistors in ESD protection applications.
- Protects one I/O or power line.
- Low clamping voltage.
- Low leakage current.

APPLICATIONS

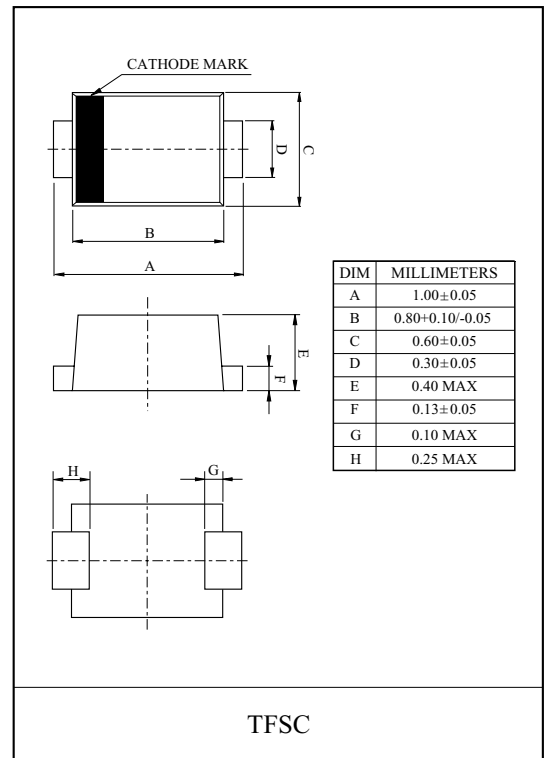
- Cell phone handsets and accessories.
- Cordless phone
- Personal digital assistants (PDA s)
- Notebooks, desktops, & servers.
- Portable instrumentation.

MAXIMUM RATING (Ta=25 °C)

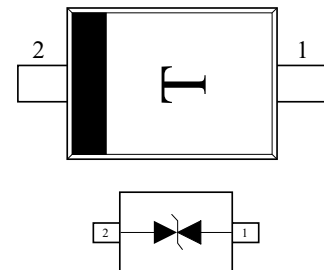
CHARACTERISTIC	SYMBOL	RATING	UNIT
Peak Pulse Power (tp=8/20 μs)	P _{PK}	50	W
Junction Temperature	T _j	-55 150	
Storage Temperature	T _{stg}	-55 150	

ELECTRICAL CHARACTERISTICS (Ta=25 °C)

CHARACTERISTIC	SYMBOL	TEST CONDITION	MIN.	TYP.	MAX.	UNIT
Reverse Stand-Off Voltage	V _{RWM}	-	-	-	3.3	V
Reverse Breakdown Voltage	V _{BR}	I _t =1mA	4.2	-	6.2	V
Reverse Leakage Current	I _R	V _{RWM} =3.3V	-	-	20	μA
Clamping Voltage	V _C	I _{PP} =5A, tp=8/20 μs	-	-	17	V
Junction Capacitance	C _J	V _R =0V, f=1MHz	-	-	25	pF

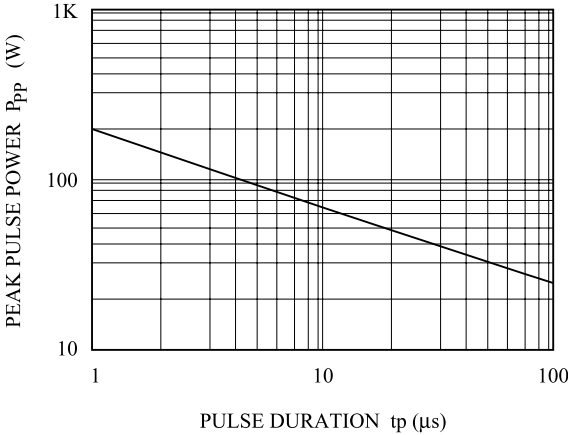


Marking

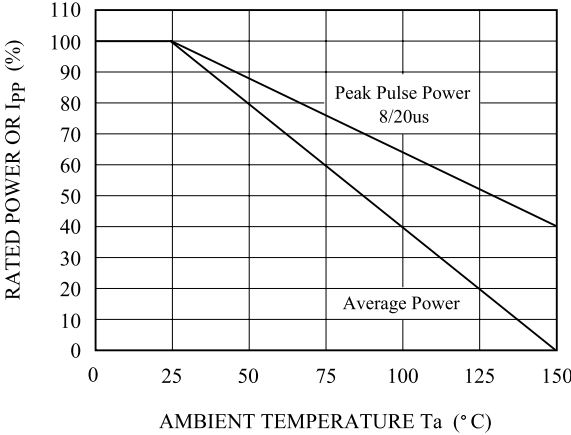


PG03DBTFC

NON-REPETITIVE PEAK PULSE
POWER VS. PULSE TIME



POWER DERATION CURVE



PULSE WAVEFORM

