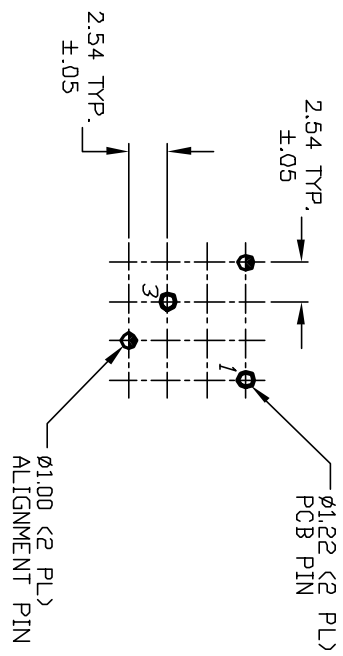
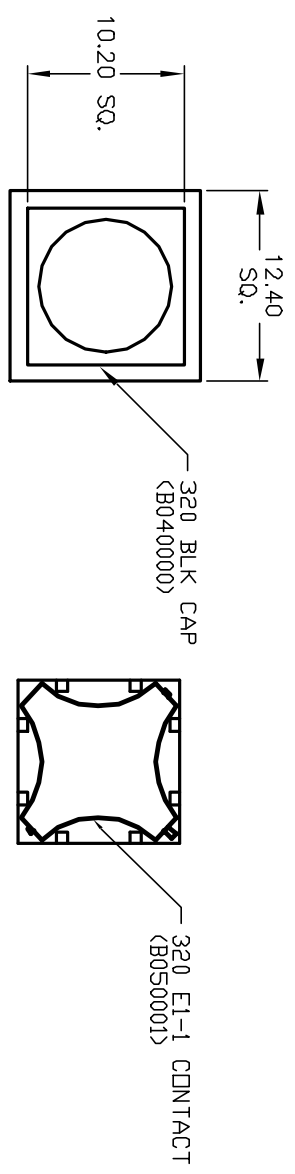
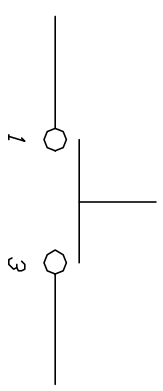
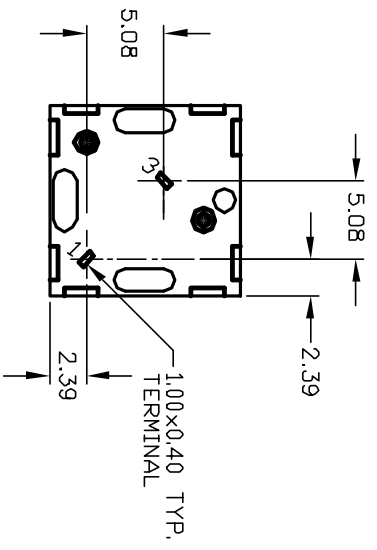
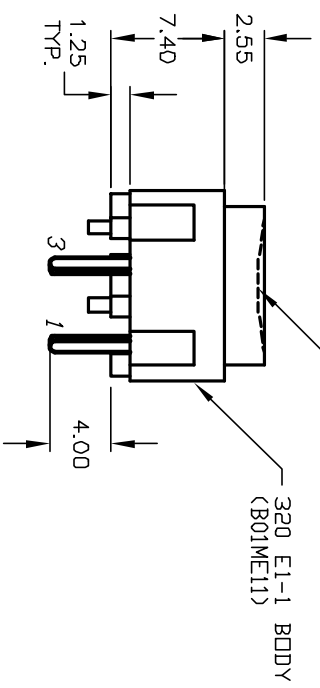


TOP VIEW -SHOW ORIENTATION OF LEGENDS
IN RESPECT TO THE PCB PIN TERMINALS.



RECOMMENDED P.C.B. LAYOUT



CIRCUIT: SPST
CONTACT CONFIGURATION

NOTES:

1. ALL DIMENSIONS IN MM
2. GENERAL TOLERANCE: X.X=±0.4
X.XX=±0.25
3. TERMINAL NO'S FOR REFERENCE ONLY.
4. RATING: 25mA, @50VDC
5. OPERATING FORCE: 120gf
6. TRAVEL TO MAKE: 0.7mm



REV.	11867	REVISION AND REDRAWN	12/17/01	CJB
ECN No.		DESCRIPTION	DATE	CHKD
THE INFORMATION CONTAINED IN THIS DOCUMENT IS PROPRIETARY TO E-SWITCH AND IS NOT TO BE COPIED OR TRANSFERRED				

TITLE	320 E1-1 BLACK	SCALE	2:1	DATE	12/17/01	DR	CJB	DWG	XB0016P	REV	B
-------	----------------	-------	-----	------	----------	----	-----	-----	---------	-----	---