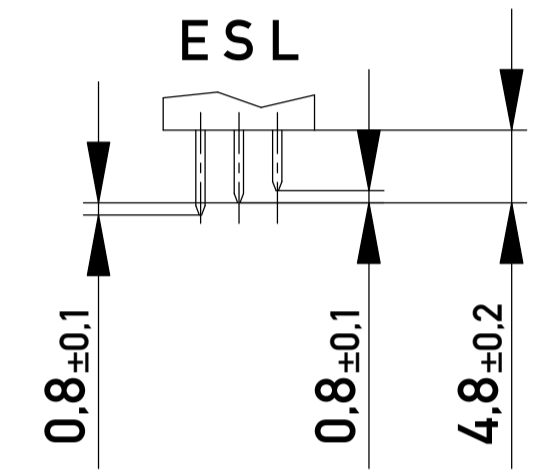
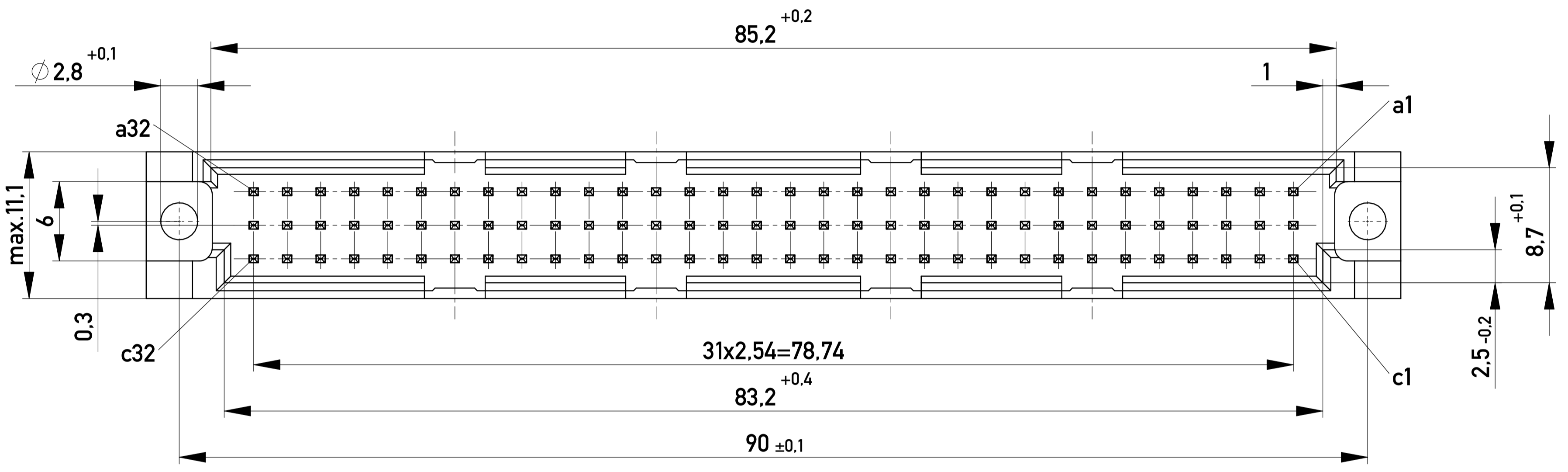


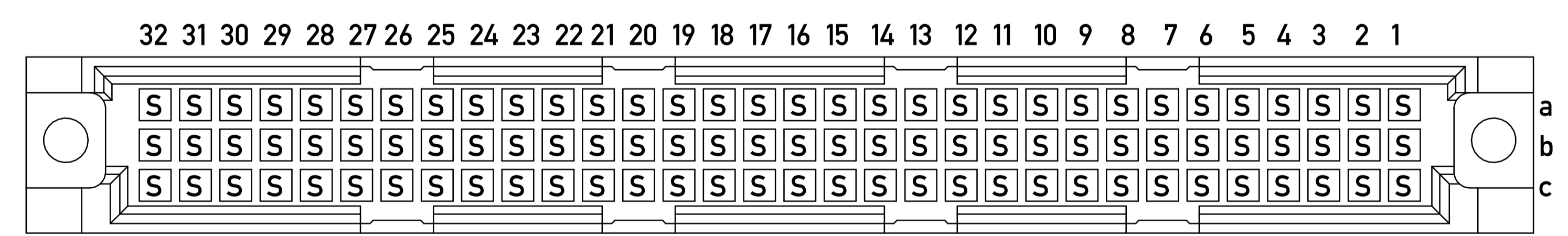
Stecklänge / mating length



- E = early mate, late break / voreilend
- S = standard
- L = late mate, early break / nacheilend

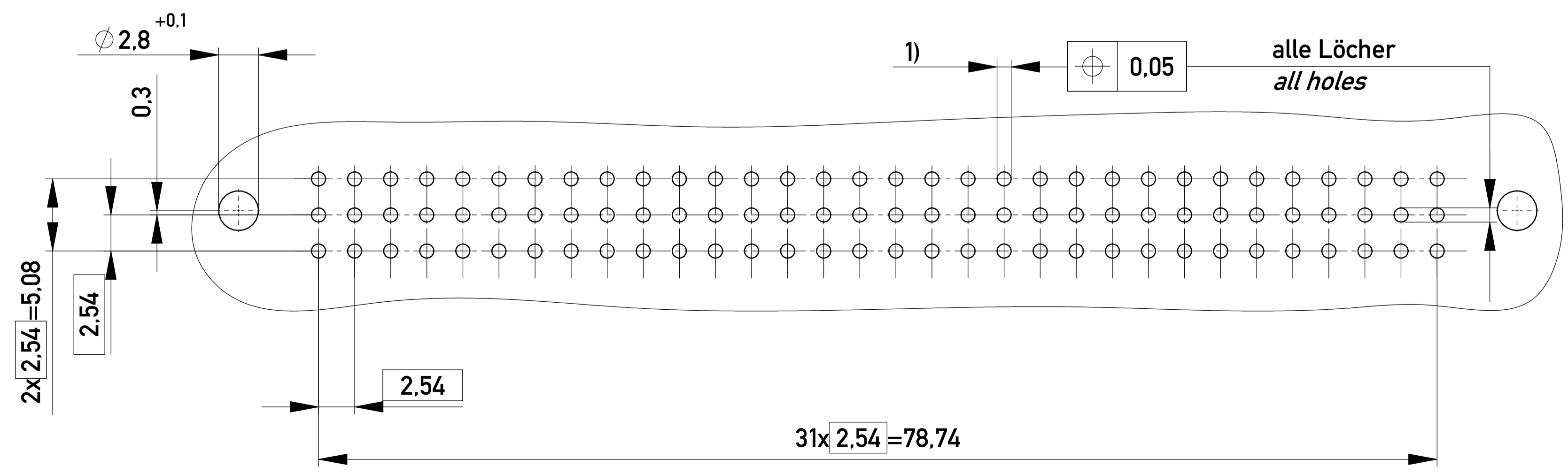


Bestückungsplan / contact layout



Elastische Einpresszone / *compliant pressfit zone*
 Isolierwerkstoff / *housing material*: PBT GF 30
 Bauart 4 / *type 4*
 Anforderungsstufe 2 = 400 Steckzyklen / *performance class 2 = 400 mating cycles*
 Fehlende Maße und Angaben nach IEC 60 603-2 / DIN EN 60 603-2
 Missing information and dimensions per IEC 60 603-2 / DIN EN 60 603-2
 Schichtaufbau im metallisierten Loch siehe Zeichnung 114124
 diameter of drilled hole see drawing 114124

- 1) $\phi 1.0^{+0.09}_{-0.06}$ Durchmesser des metallisierten Loches
- $\phi 1.0^{+0.09}_{-0.06}$ Diameter of finished plated-through hole



Copyright by ERNI GmbH
Proprietary notice pursuant to ISO 16016 to be observed.

Information:		Tolerances	Scale	2:1	
All rights reserved. Only for Information. To ensure that this is the latest version of this drawing, please contact one of the ERNI companies before using.		All Dimensions in mm	Designation		
www.ERNI.com			Messerleiste R 96 EE Male Connector R 96 Pressfit		
a	21.03.2012	Class		100101070001	K
Index	Date	Class		STVR	A3