


SMD CMOS output 6 pads

7.0 x 5.0 x 1.8 mm

Phase Jitter < 1.0 ps [ 50.1 ~ 640.0 MHz ]



RoHS Compliance

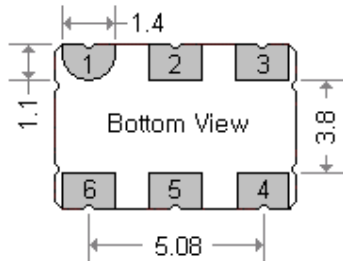
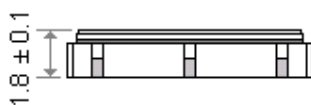
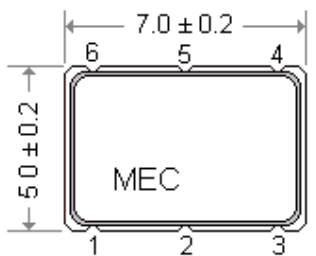
**Applications :**

- Best performance among the three. Phase jitter is less than 0.5 ps.

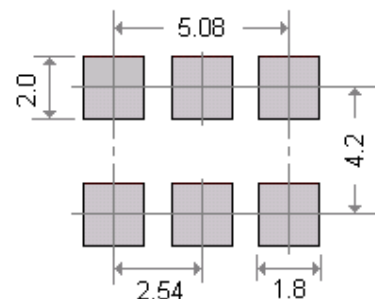
**General Specifications**

Parameters		Electrical Spec.							
Input Voltage ( V <sub>DD</sub> )		3.3 V ± 5 %							
Frequency Range		50.1 ~ 640.0 MHz							
Output Wave Form		CMOS output							
Initial Freq. Accuracy ( at 25 °C )		To tune to the nomial frequency with Vc = 1.65V ± 0.15V							
Output Logic High " 1 "		90% V <sub>DD</sub> ( min. )							
Output Logic Low " 0 "		10% V <sub>DD</sub> ( max. )							
Frequency Deviation Range		Standard : ± 80 ppm ( min. )							
Control Voltage Center / Control Voltage Range		1.65 VDC / 0.3 V to 3.0 V							
Integrated Phase Jitter ( 12 KHz to 20 MHz ) .		0.4 ps ( typical ) ; 0.5 ps ( max. ) for 156.250 MHz							
Output Load		15 pF							
Rise Time ( Tr ) / Fall Time ( Tf )		0.7 nSec. ( typical ) . Measured between 0.3V to 3.0V ( 15pF load )							
Duty Cycle		50% ± 10% [ 50% ± 5% is also available ]							
Current Consumption		< 100 MHz : 30 mA ( max. )				100 ~ 320 MHz : 40 mA ( max. )			
Start - Up Time ( Ts )		10 m sec. ( max. ) ; 5 m sec. ( typical )							
Input Impedance		60 KΩ ( min. )							
Storage Temperature		- 50°C to 100°C							
Aging		± 3 ppm per year ( max. )							
Frequency Stability <sup>(1)</sup> Codes	Frequency Stability over Operating Temperature Range	± 25 ppm	± 50 ppm	± 100 ppm	If non-standard , please enter the desired stability after the " C " or " I "				
	Commercial ( -10°C to +70°C )	A	B	C	For example : " C20 " ±20 ppm over -10°C to +70°C ; " I20 " ± 20 ppm over -40°C to +85°C				
	Industrial ( -40°C to +85°C )	D	E	F					
Phase Noise ( typical ) [ 156.250 MHz ]		Offset	10 Hz	100 Hz	1K Hz	10 KHz	100KHz	1 MHz	10 MHz
		dBc / Hz	-62	-92	-120	-132	-128	-140	-150

**Outline Dimensions ( Unit : mm )**



- Pad Connections :
- Pad 1 : Control Voltage
  - Pad 2 : Tri - state
  - Pad 3 : Ground
  - Pad 4 : Output
  - Pad 5 : No Connection
  - Pad 6 : Supply voltage



Suggested Land Pattern

Mercury [www.mercury-crystal.com](http://www.mercury-crystal.com)