

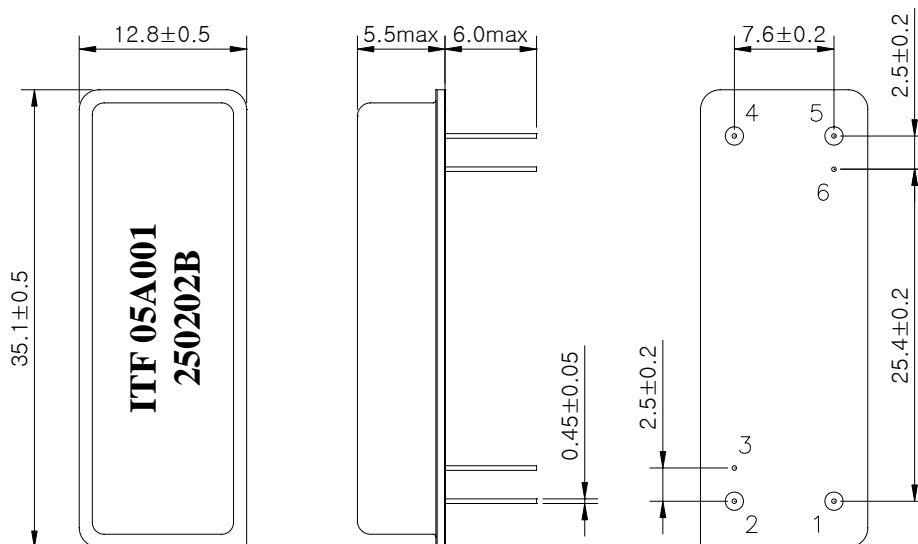
SAW Bandpass Filter 250202B



1. Features

- IF bandpass filter
- High attenuation
- Single-ended operation
- DIP Package
- Maximum Storage Temperature Range : -40°C ~ 85°C
- Electrostatics Sensitive Device (ESD)

2. Package Dimension



Package : D3512


Dimensions shown are nominal in millimeters

Base : Fe(SPCC), Au plating over Ni plated

Cap : Cu & Cr Alloy, Ni Plated

Termination : Kovar, Au Plated

Pin Configuration	
1	Input
4	Output
2, 5	Ground
Other	Case ground

	ITF Co., Ltd. 102-901, Bucheon Technopark 364, Samjeong-Dong, Ojeong-Gu, Bucheon-City, Gyeonggi-Do, Korea 421-809	Part No.	250202B	
		Rev. Date	2005-08-26	
		Rev.	NW5007-CS02	1/5

SAW Bandpass Filter 250202B



3. Specifications

Fo = 139.5 MHz


Terminating source impedance : 50Ω and matching network

Terminating load impedance : 50Ω and matching network

Operating temperature range : -10°C ~ +60°C		Minimum	Typical	Maximum
Center Frequency	MHz	139.45	139.5	139.55
Insertion Loss	dB	-	23.0	25.0
1dB Bandwidth	MHz	2.4	2.45	-
3dB Bandwidth	MHz	2.45	2.56	-
40dB Bandwidth	MHz	-	3.08	3.1
Amplitude Ripple (Fo +/- 1.1 MHz)	dB	-	0.6	1.0
Group Delay Variation (Fo +/- 1.1 MHz)	nsec	-	150	300
Absolute Delay	usec	-	4.55	-
Ultimate Rejection	dB	45	50	-
Temperature Coefficient of Frequency	ppm/°C ²	-	-0.03	-

Notes :

- 1) All specifications are based on the matching schematic shown below
- 2) All specifications are measured by Agilent Network analyzer and full 2 port calibration
- 3) Electrical margin has been built into the design to account for the variations due to temperature drift and manufacturing tolerances
- 4) All attenuation measurements are measured relative to insertion loss

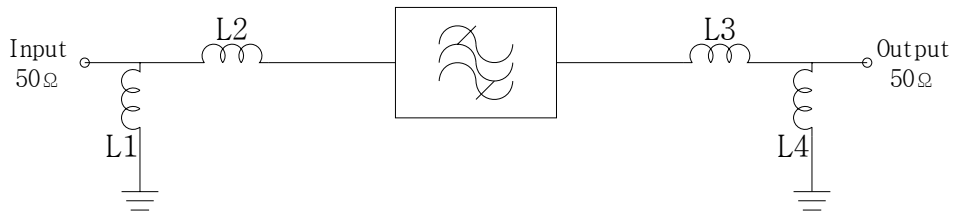
 Integrated Technology Future	ITF Co., Ltd. 102-901, Bucheon Technopark 364, Samjeong-Dong, Ojeong-Gu, Bucheon-City, Gyeonggi-Do, Korea 421-809	Part No.	250202B	
		Rev. Date	2005-08-26	
		Rev.	NW5007-CS02	2/5

SAW Bandpass Filter 250202B



4. Matching Schematic

(Actual matching values may vary due to PCB layout and parasitics)



L1 = 33 nH, L4 = 27 nH

L2 = L3 = 10 nH

5. Marking Configuration

ITF¹⁾05A001²⁾

250202B³⁾

1) Manufacturer name

2) Lot Number

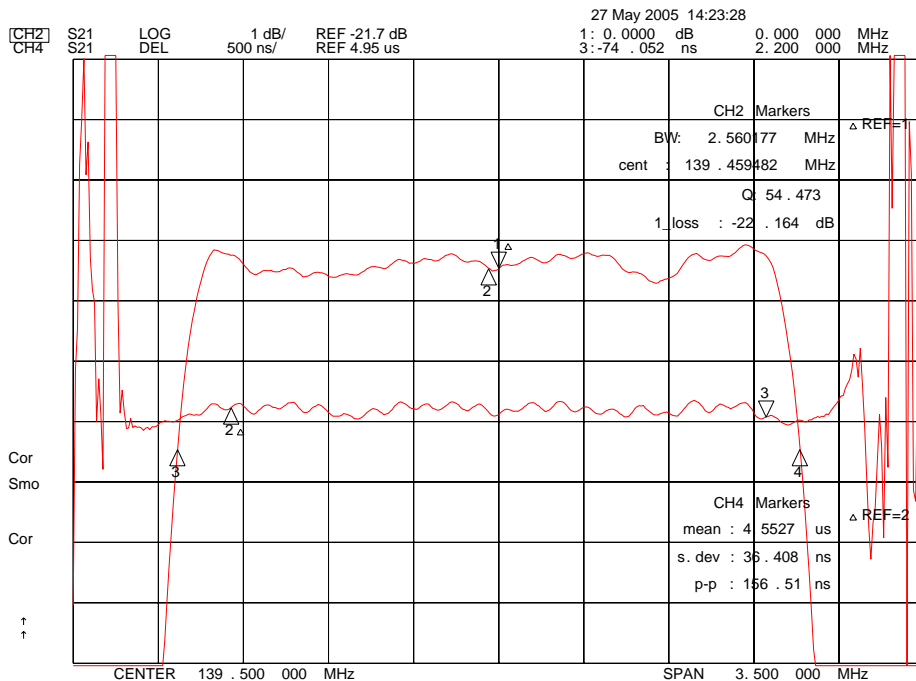
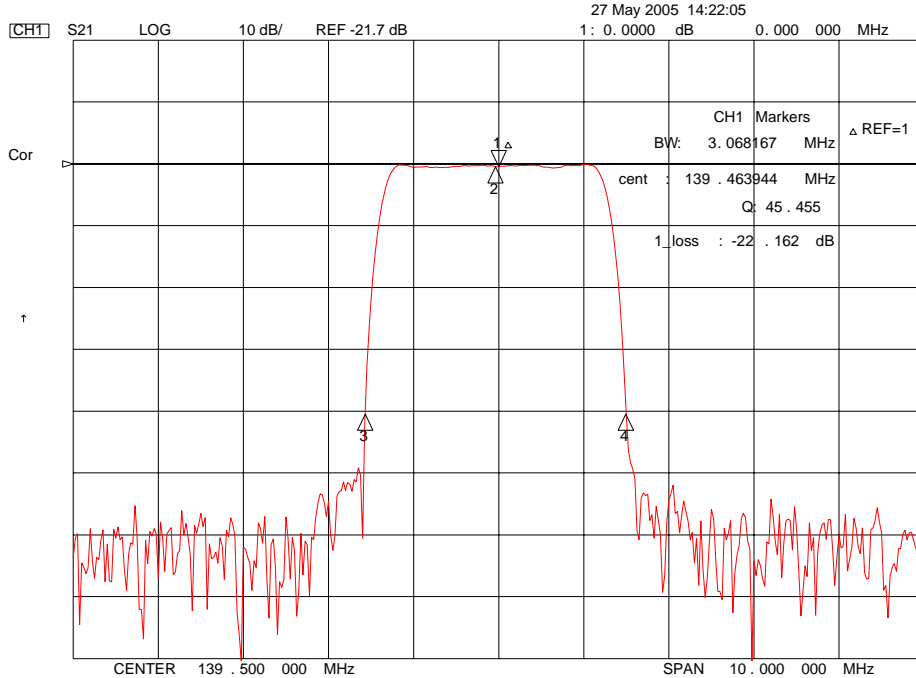
3) Part Number

	ITF Co., Ltd. 102-901, Bucheon Technopark 364, Samjeong-Dong, Ojeong-Gu, Bucheon-City, Gyeonggi-Do, Korea 421-809	Part No.	250202B	
		Rev. Date	2005-08-26	
		Rev.	NW5007-CS02	3/5

SAW Bandpass Filter 250202B

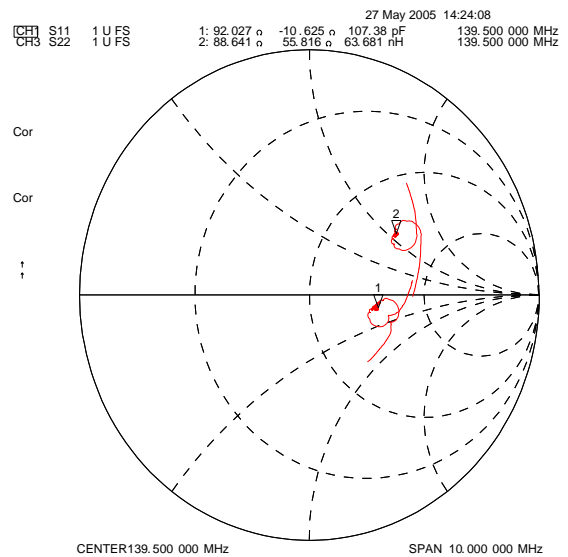
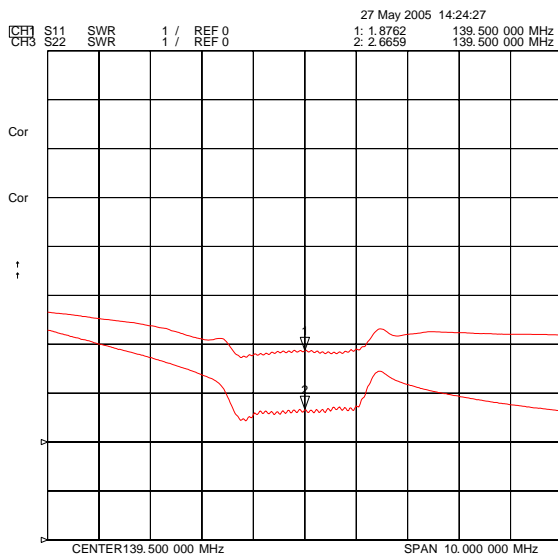
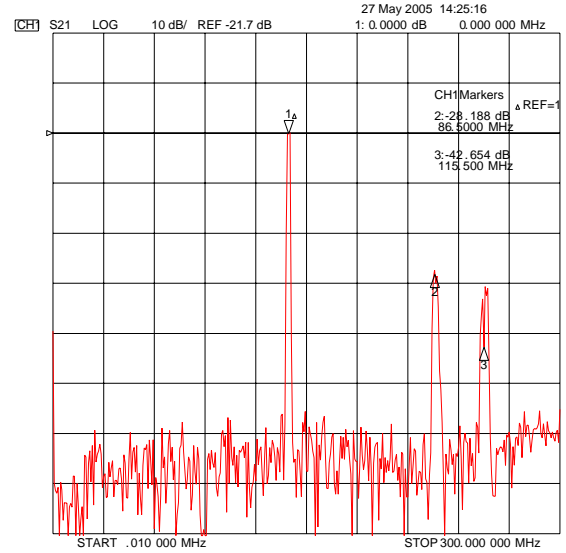
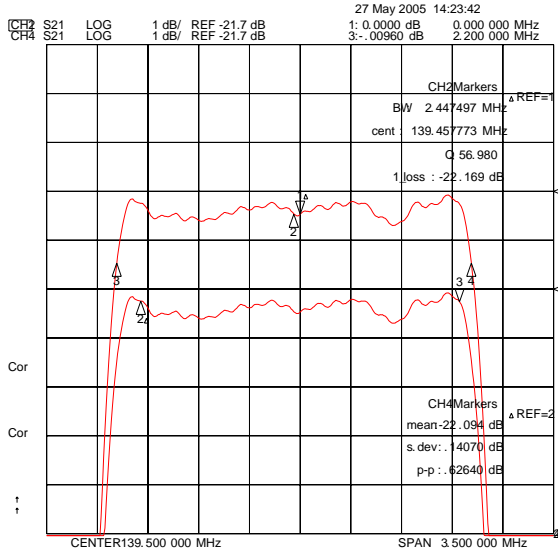


6. Typical Performance (at +25°C)



	ITF Co., Ltd. 102-901, Bucheon Technopark 364, Samjeong-Dong, Ojeong-Gu, Bucheon-City, Gyeonggi-Do, Korea 421-809	Part No.	250202B	
		Rev. Date	2005-08-26	
		Rev.	NW5007-CS02	4/5

SAW Bandpass Filter 250202B



	ITF Co., Ltd. 102-901, Bucheon Technopark 364, Samjeong-Dong, Ojeong-Gu, Bucheon-City, Gyeonggi-Do, Korea 421-809		Part No.	250202B
			Rev. Date	2005-08-26
			Rev.	NW5007-CS02 5/5