

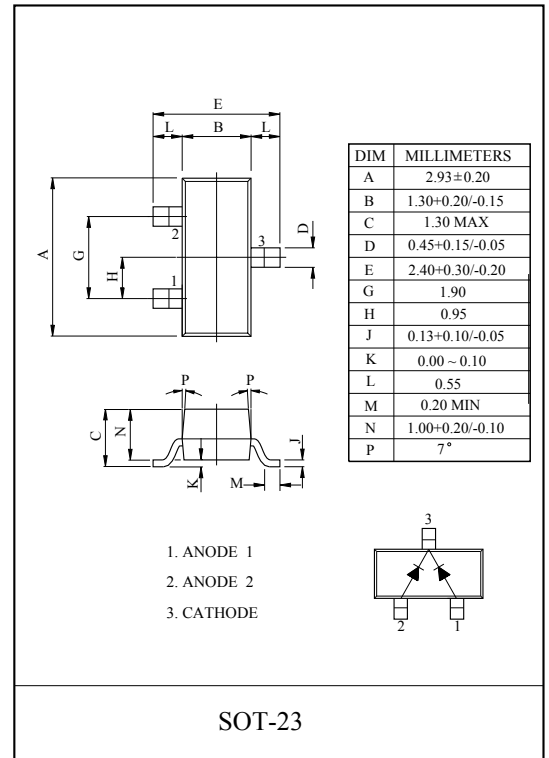
FM RADIO BAND TUNING APPLICATION.

FEATURES

- High Capacitance Ratio : $C_{2V}/C_{9V}=3.7 \sim 5.0$
- Low r_S : $r_S=0.5 \Omega$ (Max.).
- Small Package.

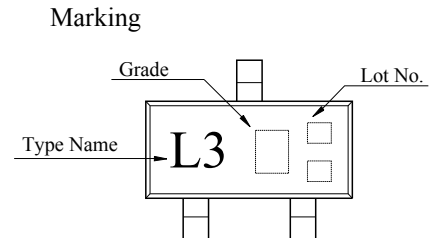
MAXIMUM RATING (Ta=25°C)

CHARACTERISTIC	SYMBOL	RATING	UNIT
Reverse Voltage	V_R	18	V
Junction Temperature	T_j	150	°C
Storage Temperature Range	T_{stg}	-55 ~ 150	°C



CLASSIFICATION OF CAPACITANCE RATIO GRADE

GRADE	CAPACITANCE (C_{2V})	UNIT
A	69.14 ~ 71.23	pF
B	71.09 ~ 73.24	
C	73.09 ~ 75.31	
D	75.15 ~ 77.43	

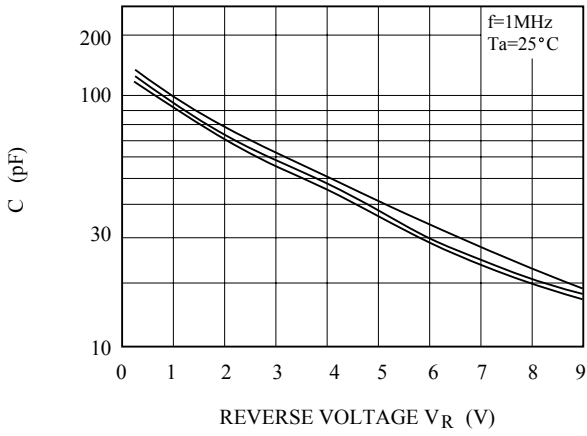


ELECTRICAL CHARACTERISTICS (Ta=25°C)

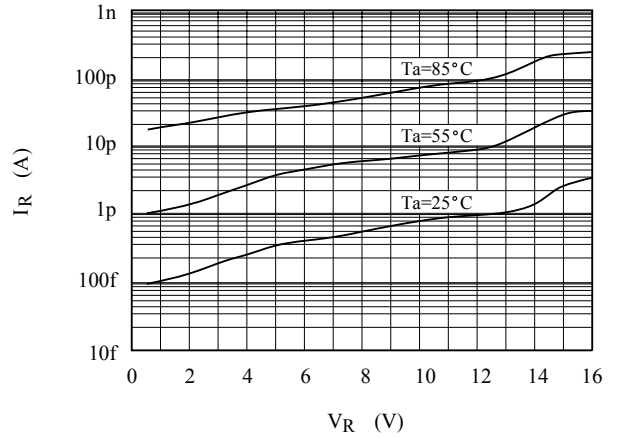
CHARACTERISTIC	SYMBOL	TEST CONDITION	MIN.	TYP.	MAX.	UNIT
Reverse Voltage	V_R	$I_R=10\mu A$	16	-	-	V
Reverse Current	I_R	$V_R=10V$	-	-	100	nA
Capacitance	C_{2V}	$V_R=2V, f=1MHz$	69.14	-	77.43	pF
	C_{4V}	$V_R=4V, f=1MHz$	43.09	-	56.24	
	C_{6V}	$V_R=6V, f=1MHz$	25.05	-	34.57	
	C_{9V}	$V_R=9V, f=1MHz$	15.44	-	20.1	
Capacitance Ratio	K	$C_{2V}/C_{9V}, f=1MHz$	3.7	-	5.0	
Series Resistance	r_S	$V_R=2V, f=70MHz$	-	-	0.5	Ω

KDV1430

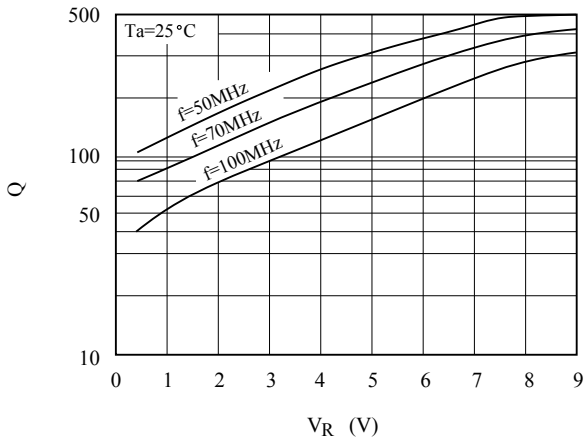
C - V_R



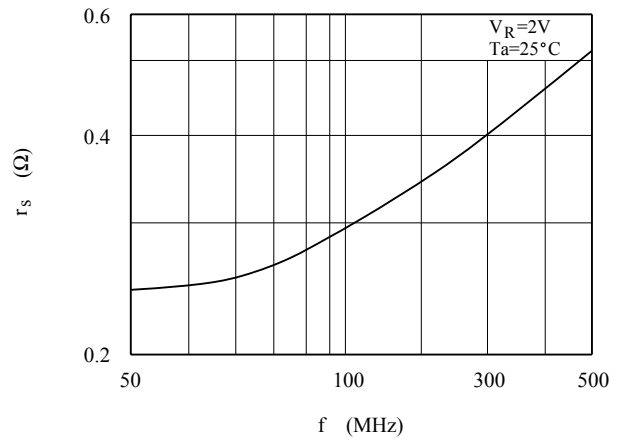
I_R - V_R



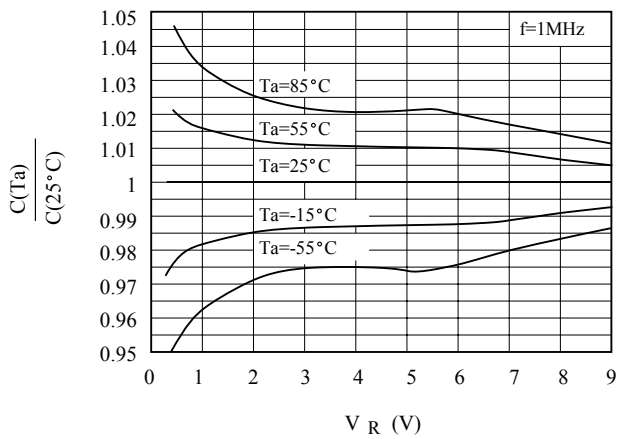
Q - V_R



f - r_s



V_R - $\frac{C(T_a)}{C(25^\circ C)}$



V_R - (ppm/°C)

