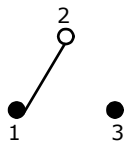


PANEL MOUNTING

SWITCH FUNCTION		
POS. 1	POS. 2	POS. 3
ON	OFF	(ON)
2-3	OPEN	2-1

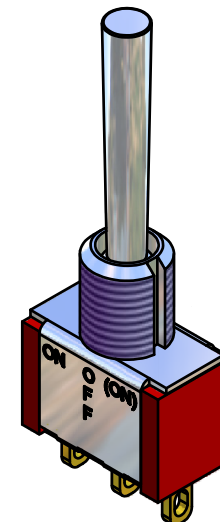
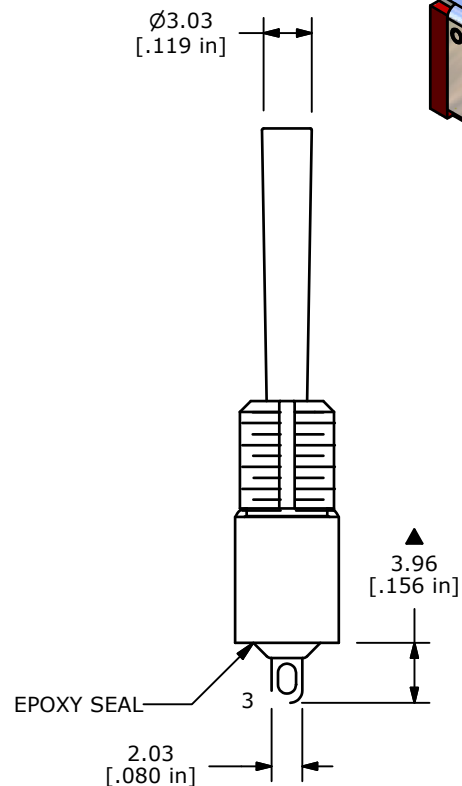
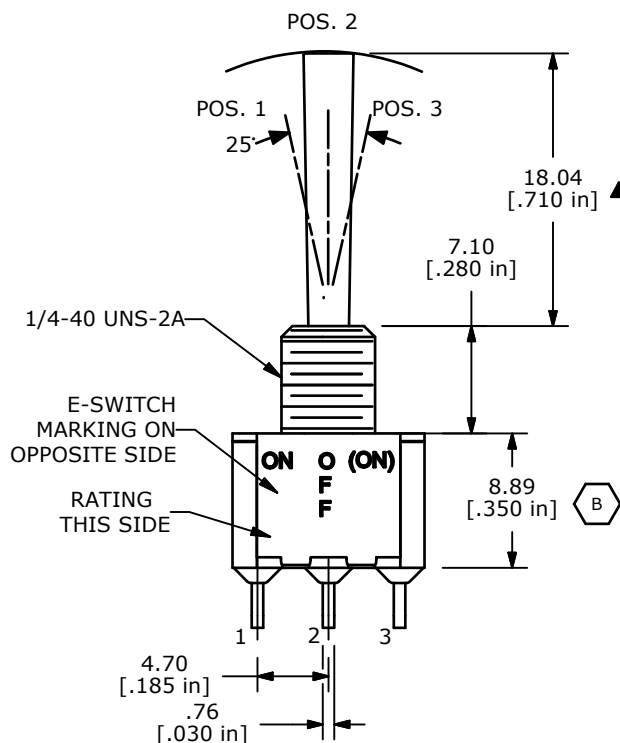
(ON) = MOMENTARY



CIRCUIT: SPDT

NOTE:

1. ALL DIMENSIONS IN MM [INCH]
2. GENERAL TOLERANCE: X.X=±0.4
X.XX=±0.25
3. TERMINAL NUMBERS FOR REF ONLY
- ▲4. PLATING MATERIAL: GOLD
5. RATING: 0.4 VOLT AMPS (VA) MAX. @ 20V MAX.
(AC OR DC)
6. ELECTRIC LIFE: 40,000 make-and-break cycles
at full load.
7. INSULATION RESISTANCE: 1,000 Mega-ohm min.
8. DIELECTRIC STRENGTH: 1,000 V RMS @sea level.
9. OPERATING TEMP.: -30°C to 85°C
10. ▲ DENOTES CRITICAL PARAMETER.
11. 2002/95/EC (ROHS) COMPLIANT



B	19447	CORRECT BODY HEIGHT	11/16/10	BMA
A	19436	RELEASED FOR PRODUCTION	11/15/10	BMA
REV	PCR NO	DESCRIPTION	DATE	BY

THE INFORMATION CONTAINED IN THIS DOCUMENT IS PROPRIETARY TO E-SWITCH AND IS NOT TO BE COPIED OR TRANSFERRED

TITLE 100SP5T4B3M1RE

SCALE 2:1	DATE 11/15/2010	DR TN	DWG T110069	REV B
-----------	-----------------	-------	-------------	-------