

Heatsink Models

Order code	For converter series:
THL-HS1	THL10WI, THL20WI
THN-HS1	THN15, THN15WI, THN20, THN20WI
TEN-HS1	TEN15, TEN20WIN, TEN20WIR, TEN30, TEN30WIN
TEN-HS2	TEN20WI, TEN30WI
TEN-HS3	TEN40, TEN40WI, TEN60
TEN-HS4	TEN15WI, TEN20, TEN40N, TEN40WIN, TEN50
TEN-HS5	TEN25, TEN25WI
TEP-HS1	TEP75WI, TEP100, TEP160, TEP160WIR

THL-HS1

Order code: THL-HS1

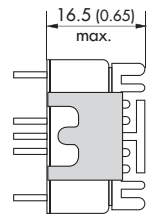
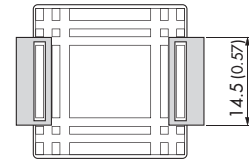
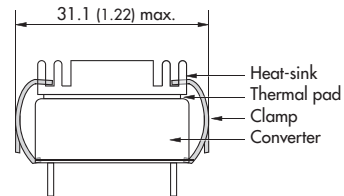
(cont.: heat-sink, thermal pad, 2 clamps)

Material: Aluminum

Finish: Anodic treatment (black)

Weight: 8 g (0.28 oz) without converter

Thermal impedance after assembling: 15.8 K/W



Dimensions in mm, () = Inch

THN-HS1

Order code: THN-HS1

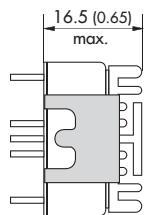
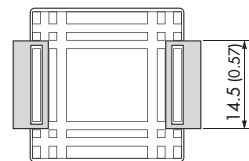
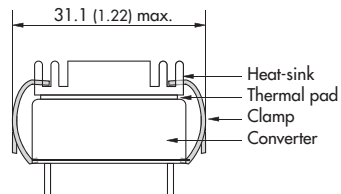
(cont.: heat-sink, thermal pad, 2 clamps)

Material: Aluminum

Finish: Anodic treatment (black)

Weight: 8 g (0.28 oz) without converter

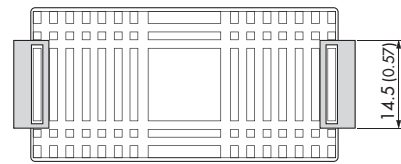
Thermal impedance after assembling: 15.8 K/W



Dimensions in mm, () = Inch

TEN-HS1

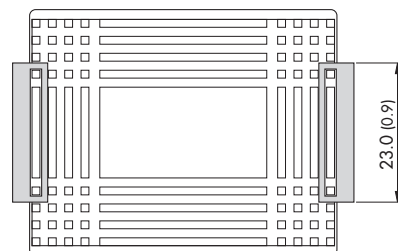
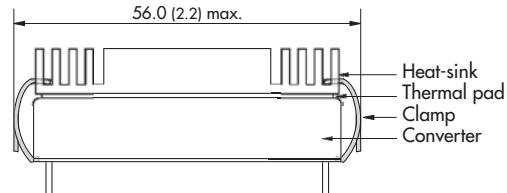

Order code: TEN-HS1
(cont.: heat-sink, thermal pad, 2 clamps)
Material: Aluminum
Finish: Anodic treatment (black)
Weight: 17 g (0.60oz) without converter
Thermal impedance after assembling: 10 K/W



Dimensions in mm, () = Inch

TEN-HS2

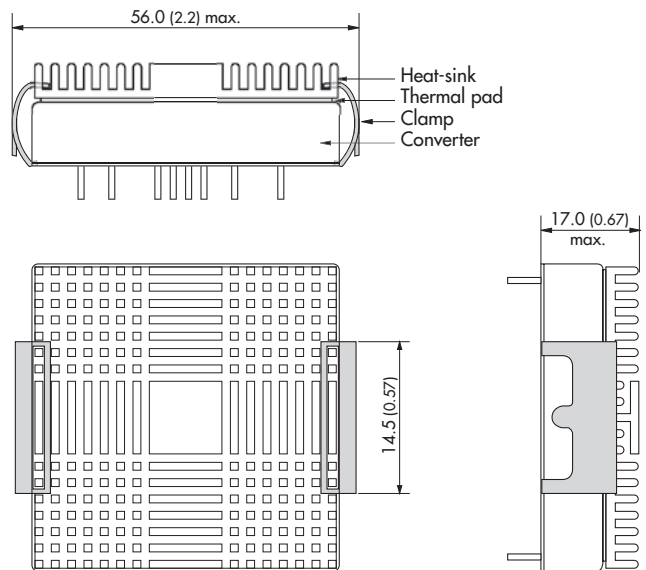

Order code: TEN-HS2
(cont.: heat-sink, thermal pad, 2 clamps)
Material: Aluminum
Finish: Anodic treatment (black)
Weight: 19 g (0.67oz) (without converter)



Dimensions in mm, () = Inch

TEN-HS3

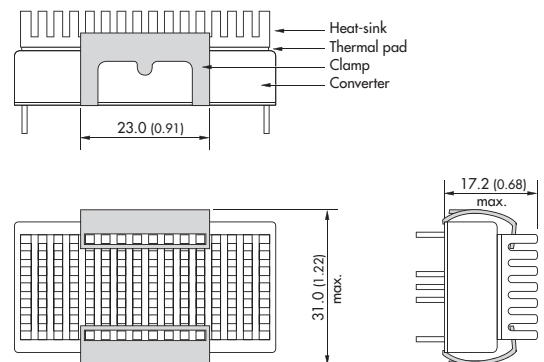

Order code: TEN-HS3
(cont.: heat-sink, thermal pad, 2 clamps)
Material: Aluminum
Finish: Anodic treatment (black)
Weight: 22g (0.78oz) (without converter)
Thermal impedance after assembling: 7.6 K/W



Dimensions in mm, () = Inch

TEN-HS4

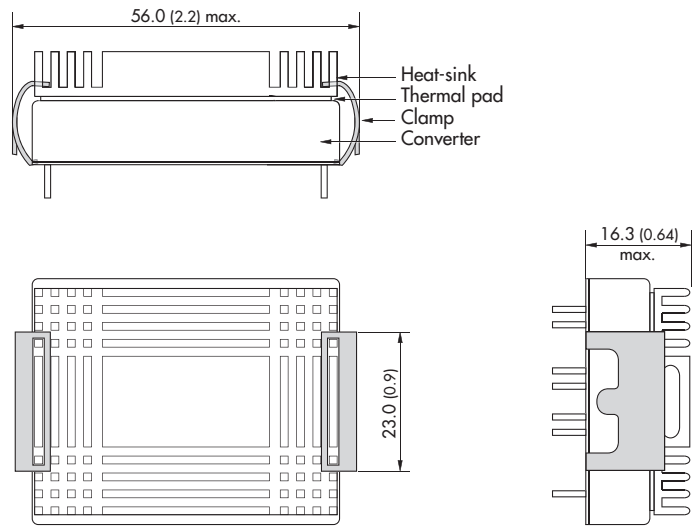

Order code: TEN-HS4
(cont.: heat-sink, thermal pad, 2 clamps)
Material: Aluminum
Finish: Anodic treatment (black)
Weight: 17 g (0.60oz) without converter
Thermal impedance after assembling: 10 K/W



Dimensions in mm, () = Inch

TEN-HS5

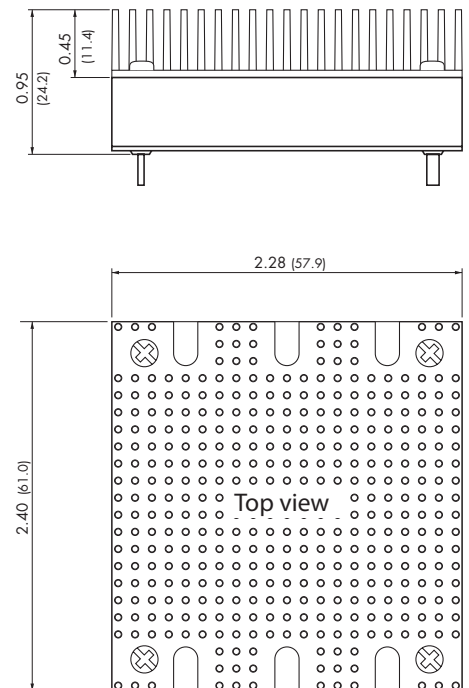
Order code: TEN-HS5
(cont.: heat-sink, thermal pad, 2 clamps)
Material: Aluminum
Finish: Anodic treatment (black)
Weight: 19 g (0.67oz) (without converter)



Dimensions in mm, () = Inch

TEP-HS1

Order code: TEP-HS1
Includes heatsink with thermal pad and mounting screws
Weight: 135 g (4.76 oz) (Heatsink + converter)



Dimensions in Inch, () = mm

General Information

Note:

For volume orders converters will be supplied with heat-sinks preassembled and a TRACOPOWER side label attached to the converter. Please contact factory for quotation. Separate heat-sinks are only available for prototypes and small quantity orders.

Assembly instructions for TEN and THN heatsinks

Example: TEN30-2412W1 with heatsink TEN-HS2

The product label on converter has to be removed before mounting the heat-sink.

1. Lay out the assembly and check it for any missing components or for any damage.
2. From the converter, remove the product label, including any remaining glue (best with benzine) and, if required, apply a hand-written part number / lot number marking on the side wall of the converter
3. Remove the protective foil from the adhesive thermal pad on the heat sink
4. Apply the heatsink to the converter and secure it by the two spring fixation clips included with the heat sink assembly



Specifications can be changed any time without notice.