

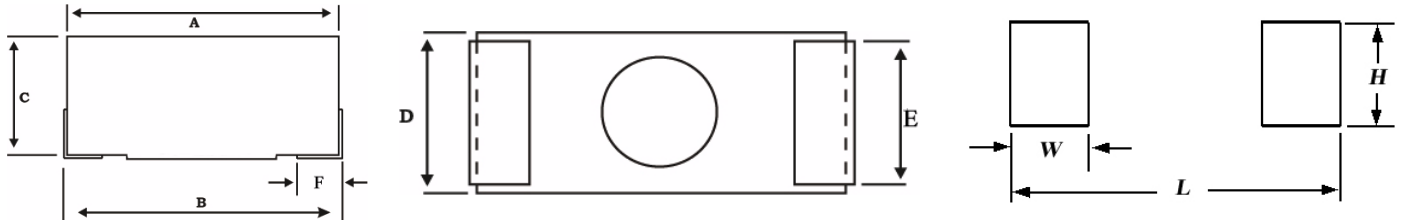
- Features:
- High temperature molded encapsulation
 - Flex termination for absorbing thermal expansion
 - All welded construction
 - Non-inductive types available as NSM
 - RoHS compliant / lead-free



Electrical Specifications								
Type / Code	Power Rating (Watts) @ 70°C	Maximum Working Voltage	Dielectric Withstanding Voltage	Resistance Temperature Coefficient	Ohmic Range (Ω) and Tolerance (*)			
					0.1%	0.5%	1%	5%
SM2615	1W	25V	>500V	± 75ppm/°C ± 100ppm/°C ± 20ppm/°C	- 5 - 10 10.1 - 400	- 3 - 10 10.1 - 400	- 1 - 10 10.2 - 400	0.01 - 0.098 0.1 - 10 11 - 400
SM4124	2W	50V	>500V	± 75ppm/°C ± 100ppm/°C ± 20ppm/°C	- 5 - 10 10.1 - 1K	- 3 - 10 10.1 - 1K	0.05 - 0.098 0.1 - 10 10.2 - 1K	0.01 - 0.098 0.1 - 10 11 - 1K
SM4527	2W	60V	>500V	± 75ppm/°C	-	-	0.01 - 0.05	0.01 - 0.05
SMH4527	3W	60V	>500V	± 75ppm/°C	-	-	0.01 - 0.05	0.01 - 0.05
SM6227	3W	100V	>500V	± 75ppm/°C ± 100ppm/°C ± 20ppm/°C	- 1 - 10 10.1 - 3K	- 1 - 10 10.1 - 3K	0.05 - 0.098 1 - 10 10.2 - 3K	0.05 - 0.098 1 - 10 11 - 3K
SM8035	4W	100V	>500V	± 75ppm/°C ± 100ppm/°C ± 20ppm/°C	- 1 - 10 10.1 - 5K	- 1 - 10 10.1 - 5K	0.05 - 0.098 1 - 10 10.2 - 5K	0.05 - 0.098 1 - 10 11 - 5K

Zero ohm available on all sizes

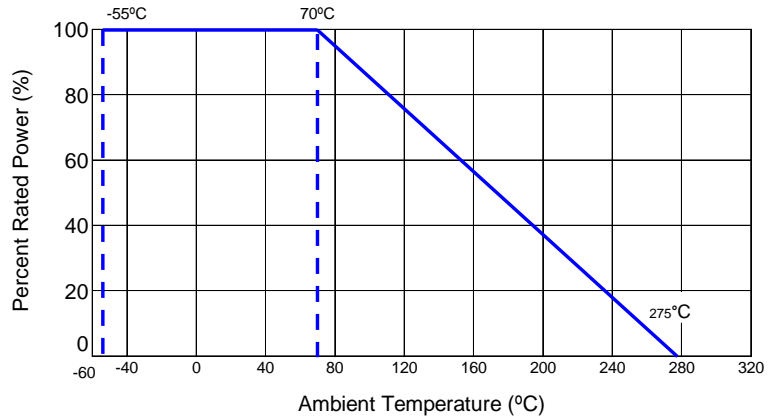
(*) Other resistance values available - contact factory for details



Mechanical Specifications										
Type / Code	A Body Length	B Total Length	C Body Height	D Body Width	E Termination Width	F Termination Length	W	H	L	Unit
SM2615	0.260 ± 0.015 6.60 ± 0.38	0.280 ± 0.032 7.11 ± 0.81	0.140 ± 0.015 3.56 ± 0.38	0.150 ± 0.015 3.81 ± 0.38	0.100 ± 0.015 2.54 ± 0.38	0.090 ± 0.015 2.29 ± 0.38	0.138 3.51	0.130 3.30	0.350 8.89	inches mm
SM4124	0.410 ± 0.015 10.41 ± 0.38	0.430 ± 0.032 10.92 ± 0.81	0.180 ± 0.015 4.57 ± 0.38	0.240 ± 0.015 6.10 ± 0.38	0.122 ± 0.015 3.10 ± 0.38	0.090 ± 0.015 2.29 ± 0.38	0.181 4.60	0.157 3.99	0.583 14.81	inches mm
SM4527(*) 0.01Ω - 0.05Ω	0.455 ± 0.015 11.56 ± 0.38	0.475 ± 0.032 12.07 ± 0.81	0.150 ± 0.015 3.81 ± 0.38	0.270 ± 0.015 6.86 ± 0.38	0.122 ± 0.015 3.10 ± 0.38	0.105 ± 0.015 2.67 ± 0.38	0.169 4.29	0.157 3.99	0.587 14.91	inches mm
SMH4527	0.455 ± 0.015 11.56 ± 0.38	0.475 ± 0.032 12.07 ± 0.81	0.150 ± 0.015 3.81 ± 0.38	0.270 ± 0.015 6.86 ± 0.38	0.122 ± 0.015 3.10 ± 0.38	0.105 ± 0.015 2.67 ± 0.38	0.169 4.29	0.157 3.99	0.587 14.91	inches mm
SM6227	0.625 ± 0.015 15.88 ± 0.38	0.645 ± 0.032 16.38 ± 0.81	0.250 ± 0.015 6.35 ± 0.38	0.275 ± 0.015 6.99 ± 0.38	0.122 ± 0.015 3.10 ± 0.38	0.130 ± 0.015 3.30 ± 0.38	0.236 5.99	0.157 3.99	0.850 21.59	inches mm
SM8035	0.800 ± 0.015 20.32 ± 0.38	0.825 ± 0.032 20.96 ± 0.81	0.362 ± 0.015 9.19 ± 0.38	0.350 ± 0.015 8.89 ± 0.38	0.122 ± 0.015 3.10 ± 0.38	0.122 ± 0.015 3.10 ± 0.38	0.340 8.64	0.157 3.99	0.950 24.13	inches mm

(*) Dimensions will vary for values >0.05Ω - contact factory for details.

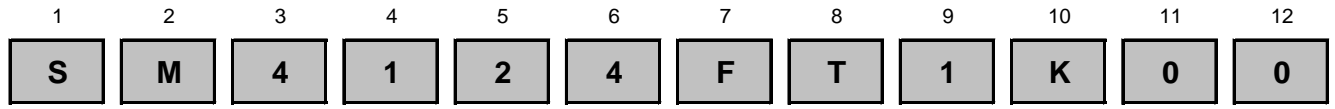
Power Derating Curve:



Performance Characteristics	
Test	Results
Moisture Resistance	±1%
Thermal Shock	±0.5%
Load Life @ 70°C - 1,000 hrs.	±1%
Resistance to Soldering Heat	±1
Terminal Strength	±0.5%
Dielectric Withstanding Voltage	±0.001% / V
Short Time Overload	±0.2%

Operating Temperature Range: -55°C to +275°C

How to Order



Product Series		Size	Power	Tolerance		Packaging				Resistance Value
SM	Standard	2615	1W	Code	Tol	Code	Description	Size	Quantity	Four characters with the multiplier used as the decimal holder. "L" used as multiplier of 10 ⁻³ for any value under 0.1 ohm. 0.01 ohm = 10L0 0.1 ohm = R100 1 Kohm = 1K00 Zero ohm jumper = 0R00
SMH	High Power	4124	2W	B	0.1%	T	13" Reel Plastic Tape	2615	1,500	
NSM	Non-inductive	4527	2W	D	0.5%			4124	800	
		(H)4527	3W	F	1%			4527, H4527	1,200	
		6227	3W	J	5%			6227	750	
		8035	4W	Z	Jumper			8035	350	