

**40**mm sq.

# San Ace 40

48mm thick (CRA type), 56mm thick (CRB type)  
 56mm thick (CRF type), 56mm thick (CRD type)  
 56mm thick (CRE type), 56mm thick (CRA type)



## General Specifications

- Material ..... Frame: Plastics (Flammability: UL94V-0),  
 Impeller: Plastics (Flammability: UL94V-0)
- Expected Life ..... Refer to specifications (L10:Survival rate:90% at 60°C ,  
 rated voltage, and continuously run in a free air state)
- Lead Wire ..... Inlet ⊕red ⊖black (Sensor) yellow (Control) brown  
 Outlet ⊕orange ⊖gray (Sensor) purple (Control) white
- Storage Temperature ..... -30°C to +70°C (Non-condensing)

**40×40×56mm** (Mass : 100g) **CRB type**

## Specifications

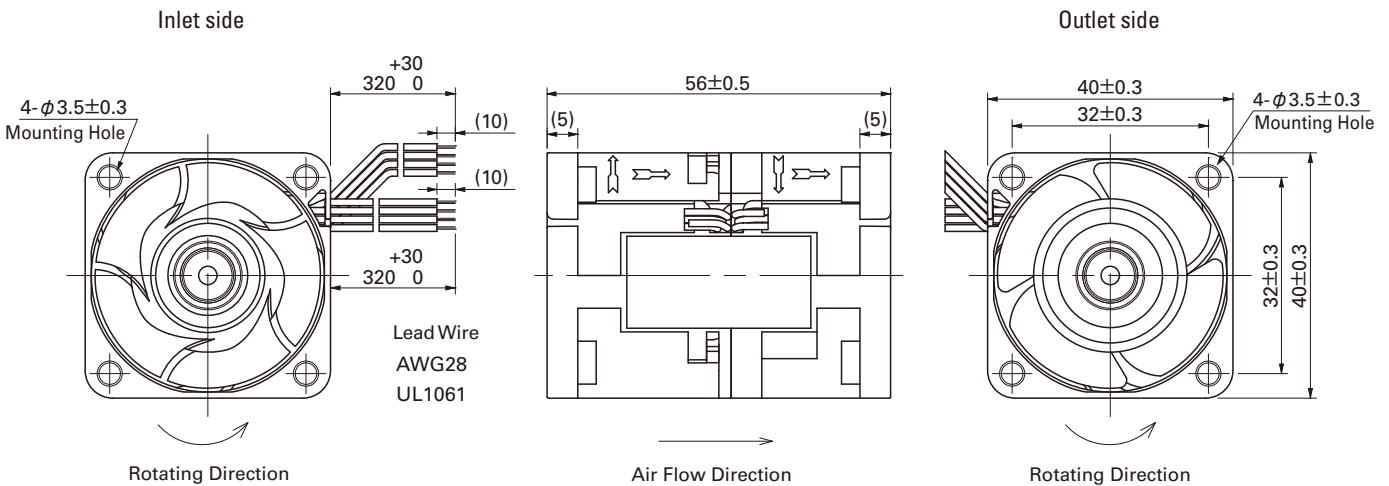
The following nos. have PWM controls and pulse sensors.

Model No.	Rated Voltage [V]	Operating Voltage Range [V]	PWM duty cycle※ [%]	Rated Current [A]	Rated Input [W]	Rated Speed [min <sup>-1</sup> ]		Max. Air Flow [m <sup>3</sup> /min] [CFM]		Max. Static Pressure [Pa] [inchH <sub>2</sub> O]		SPL [dB(A)]	Operating Temperature [°C]	Expected Life [h]
						Inlet	Outlet							
9CRB0412P5S201	12	10.8 to 13.2	100	1.4	16.8	22,000	19,700	0.9	31.8	1,045	4.197	68	-20 to +70	30,000
			0	0.09	1.08	3,800	3,500	0.15	5.3	31	0.124	26		
9CRB0412P5K001	12	10.8 to 13.2	100	0.88	10.56	19,000	17,000	0.76	26.83	730	2.93	62	-20 to +70	40,000
			0	0.11	1.32	5,700	5,100	0.21	7.41	67	0.26	33		
9CRB0412P5J201	12	10.8 to 13.2	100	0.72	8.64	17,300	16,000	0.71	25.1	650	2.61	61	-20 to +70	40,000
			0	0.07	0.84	3,450	3,200	0.13	4.59	26	0.10	24		

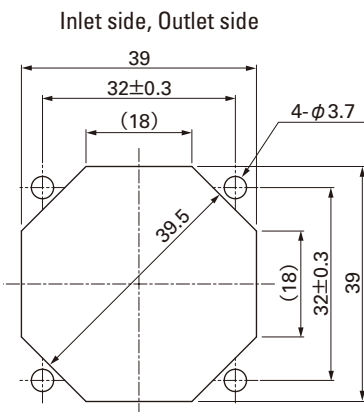
Available options: ⇒ **Without Sensor** **Pulse Sensor**

※PWM Frequency : 25kHz

## Dimensions (Unit : mm)



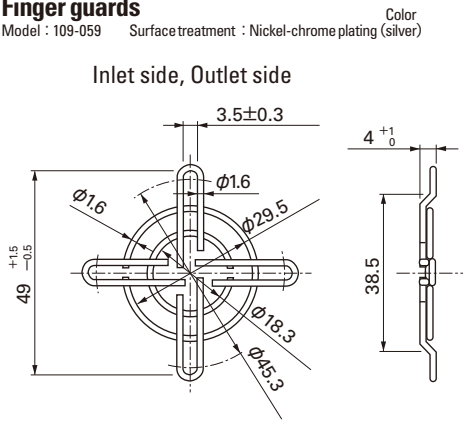
## Reference dimension of mounting holes and vent opening (Unit : mm)



## Options (Unit : mm)

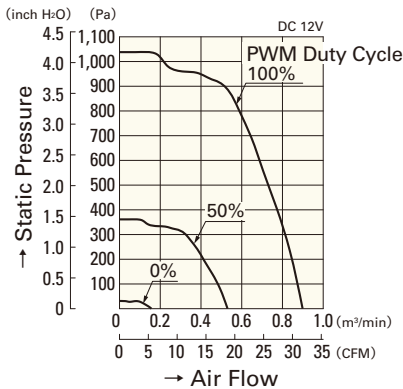
### Finger guards

Model : 109-059 Surface treatment : Nickel-chrome plating (silver) Color

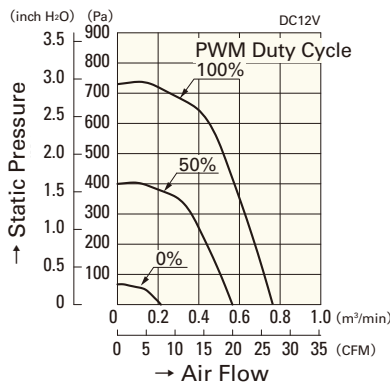


## Air Flow - Static Pressure Characteristics

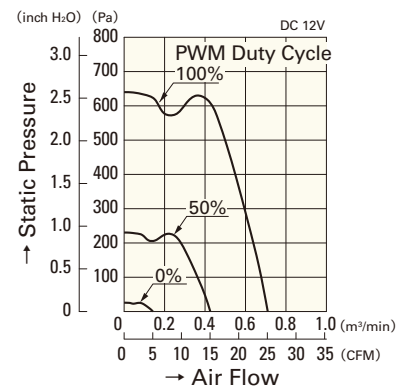
### PWM Duty Cycle



9CRB0412P5S201

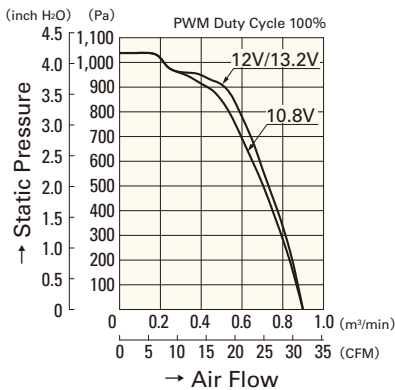


9CRB0412P5K001

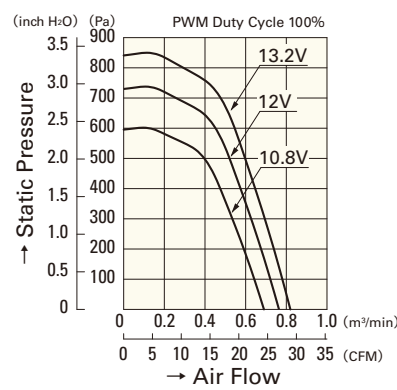


9CRB0412P5J201

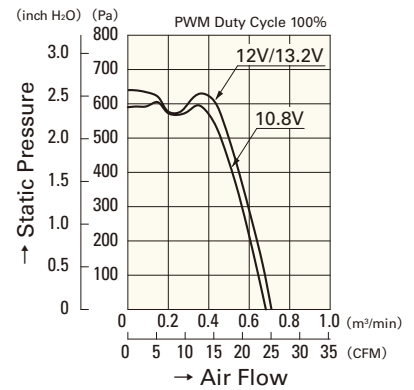
### Operating Voltage Range



9CRB0412P5S201

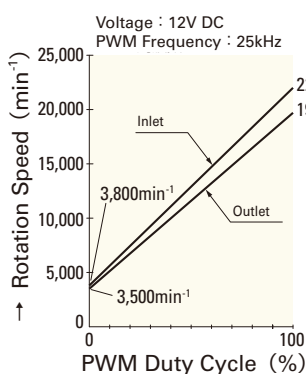


9CRB0412P5K001

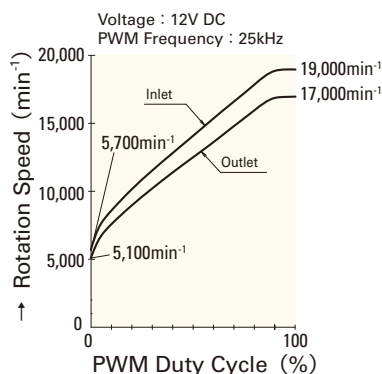


9CRB0412P5J201

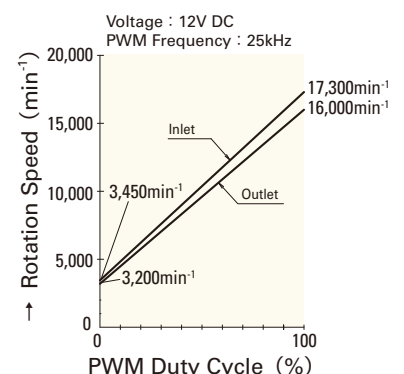
## PWM Duty - Speed Characteristics Example



9CRB0412P5S201



9CRB0412P5K001



9CRB0412P5J201