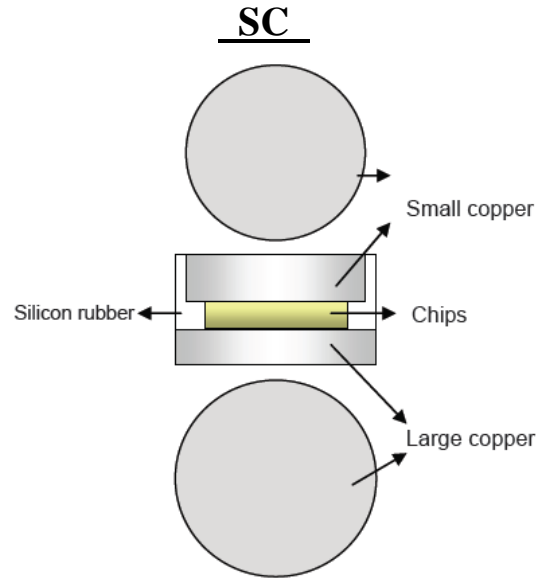


### 特征 FEATURES

- .大电流承受能力.High current capability
- .正向压降低.Low forward voltage drop
- .低漏电. Low leakage current
- .高浪涌承受能力.High surge current capability

### 机械数据 MECHANICAL DATA

- . 小铜粒:  $\varphi 0.258(6.55) \times 0.0394(1.0)$ 厚度  
Small copper:  $\varphi 0.258(6.55) \times 0.0394(1.0)$ Thick
- . 大铜粒:  $\varphi 0.284(7.22) \times 0.0295(0.75)$ 厚度  
Large copper:  $\varphi 0.284(7.22) \times 0.0295(0.75)$ Thick
- . 外观信息:  $\varphi 0.284(7.22) \times 0.0866(2.2)$ 厚度  
Outline information:  $\varphi 0.284(7.22) \times 0.0866(2.2)$ Thick
- . 极 性 : 大铜粒端为阴极。  
Polarity : Large copper cathode



Dimension in inches(millimeters)

**极限值和电参数**  $T_A = 25^\circ\text{C}$  除非另有规定. 单相,正半弦波,60HZ,阻抗或电感负载.为电容装载,减少电流的 20%

### MAXIMUM RATINGS AND ELECTRICAL CHARACTERISTICS

Rating at  $25^\circ\text{C}$  Ambient temp. Unless otherwise specified.Single phase, half sine wave, 60HZ,resistive or inductive load.  
For capacitive load, derate current by 20%

	SYMBOL	SC5024	SC5028	SC5040	UNITS
最大峰值反向电压 Maximum Current Peak Reverse Voltage	VRRM	16	20	34	Volts
最大反向有效电压 Working Peak Reverse Voltage	VRWM	16	20	34	Volts
最大直流阻断电压 Maximum DC Blocking Voltage	VDC	16	20	34	Volts
崩溃电压最小值 Breakdown voltage Min@ IBR=100mA/ $T_A=25^\circ\text{C}$	VBRL	20	24	38	Volts
崩溃电压最大值 Breakdown voltage Max@ IBR=100mA/ $T_A=25^\circ\text{C}$	VBRH	24	32	42	Volts
最大正向平均整流电流 $T_L=125^\circ\text{C}$ Maximum Average Forward Rectified Current	I(AV)	50			Amps
正向峰值浪涌电流 Peak Forward Surge Current 8.3ms Single Sine-wave on Rated Load (JEDEC Method)	IFSM	500			Amps
50A 直流电时最大正向瞬间电压降 Maximum Instantaneous Forward Voltage Drop at 50A DC	VF	1.0			Volts
最大反向漏电流 $T_A=25^\circ\text{C}$ Maximum DC Reverse Current at Rated DC Blocking Voltage	IR	0.2			$\mu\text{A}$
正向电压温度系数 $I_F=10\text{mA}$ Forward Voltage Temperature Coefficient	VFTS	2			$\text{mV}/^\circ\text{C}$
工作温度存储温度 Operating AND Storage Temperature Range	TSTG/ $T_J$	-55 to +150			$^\circ\text{C}$

NOTE: 1.Measured at 1 MHz and Applied Reverse Voltage of 4.0 Volts D.C.

# RATING AND CHARACTERISTIC CURVES SC5024 THRU SC5040

FIG. 1 - 最大正向平均电流降额  
FIG. 1 - MAXIMUM AVERAGE FORWARD CURRENT DERATING

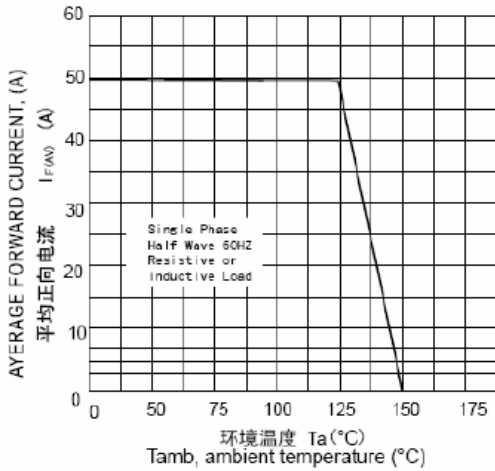


FIG. 3 - 脉冲波形  
FIG. 3 - PULSE WAVEFORM

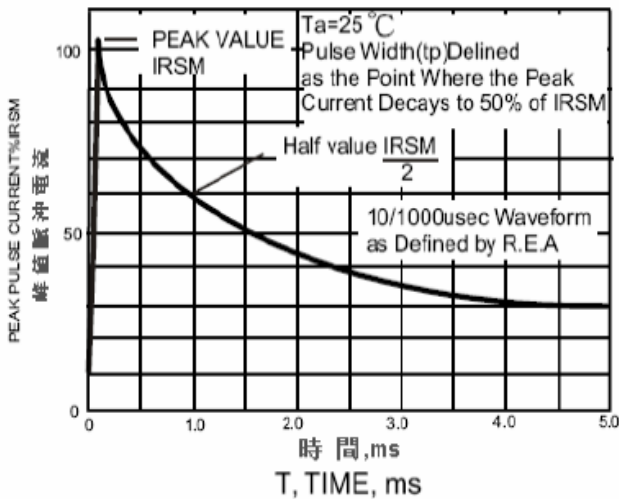


FIG. 5 - 脉冲额定曲线  
FIG. 5 - PULSE RATING CURVE

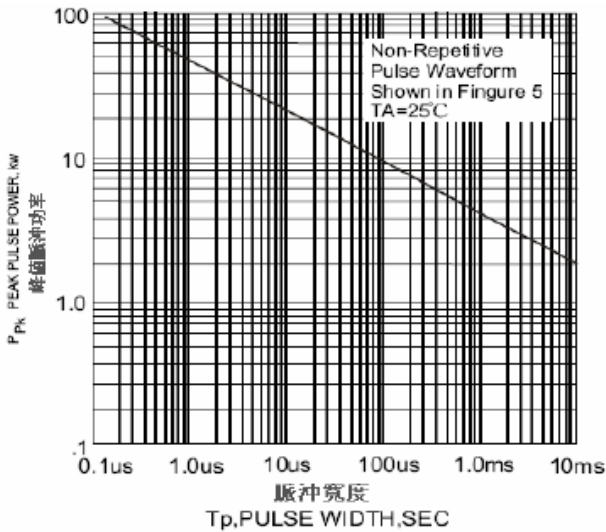


FIG. 2 - 最大非重复正向浪涌电流  
FIG. 2 - MAXIMUM NON-REPETITIVE FORWARD SURGE CURRENT

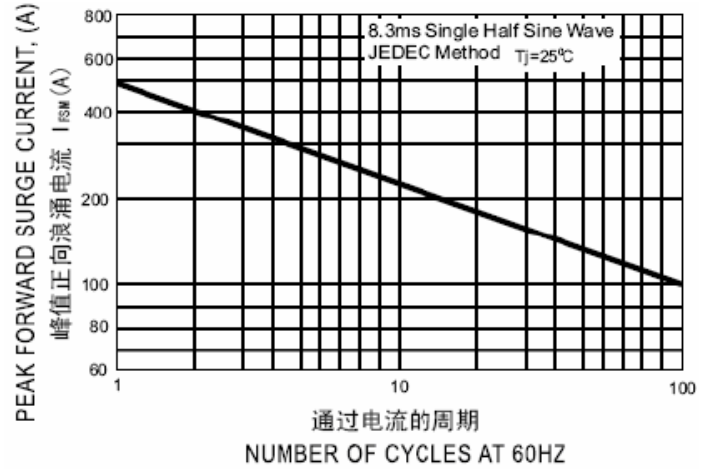


FIG. 4 - 正向特性曲线(典型)  
FIG. 4 - TYPICAL FORWARD CHARACTERISTICS

