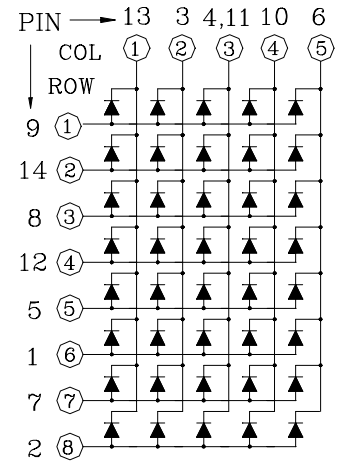
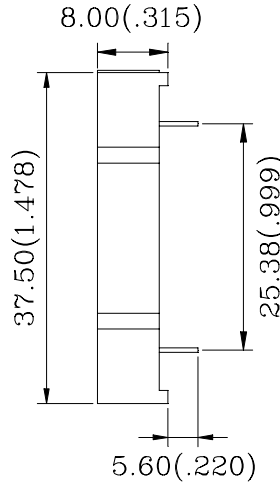
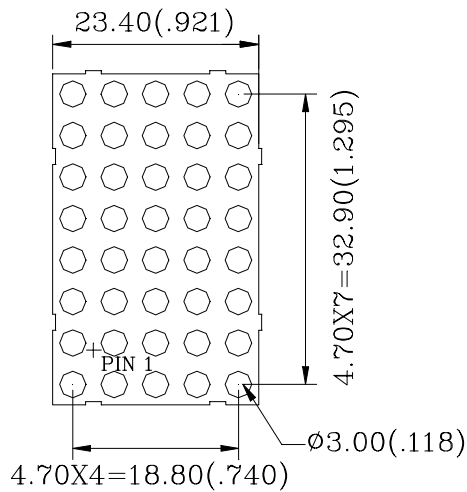


**C/A-3580X 1.4 INCH, 5 X 8 DOT MATRIX DISPLAY**

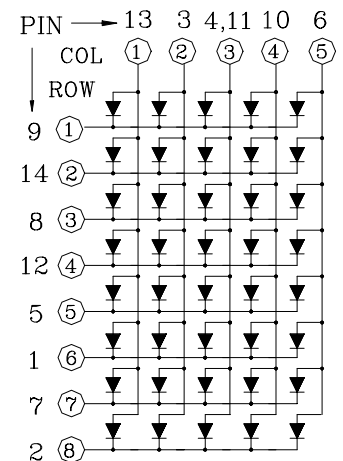
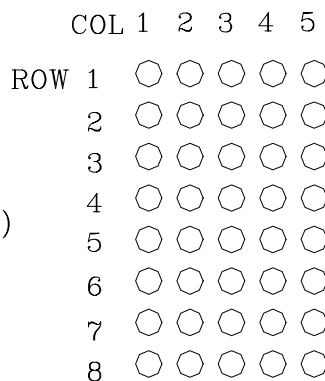
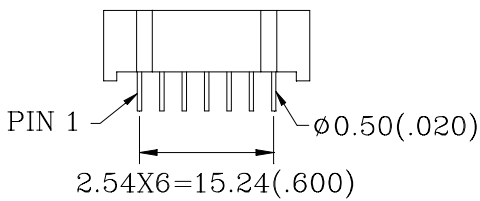
Shape	Part No.		Chip		Wave Length $\lambda_p$ (nm)	Electro-Optical Characteristics			Fig. No.
	Common Cathode	Common Anode	Raw Material	Emitted Color		Vf(V)20mA		Iv(ucd)10mA	
						Typ.	Max.	Typ.	
	C-3580H	A-3580H	GaP	Red	700	2.1	2.8	700	D87
	C-3580E	A-3580E	GaAsP/GaP	Hi. effi Red	635	2.0	2.8	3000	
	C-3580G	A-3580G	GaP	Green	565	2.1	2.8	2800	
	C-3580Y	A-3580Y	GaAsP/GaP	Yellow	585	2.1	2.8	2800	
	C-3580SR	A-3580SR	GaAlAs	Super Red	660	1.8	2.4	8000	

Fig.D87

C-3580X



A-3580X



1.All dimension are in millimeters (inches).  
2.Tolerance is  $\pm 0.25$  mm (0.01") unless otherwise specified.