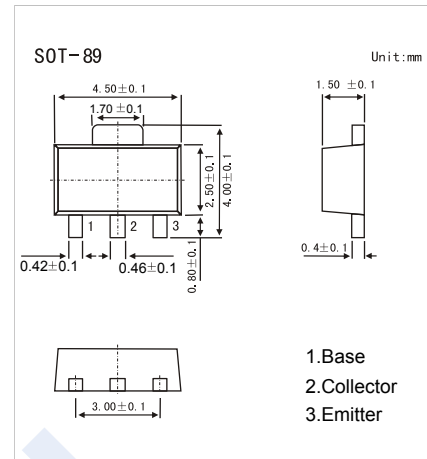


NPN Transistors

KTC4372

■ Features

- High Voltage Switching Application
- High Voltage
- High Transition Frequency
- Complementary to KTA1660

■ Absolute Maximum Ratings $T_a = 25^\circ\text{C}$

Parameter	Symbol	Rating	Unit
Collector - Base Voltage	V_{CB0}	200	V
Collector - Emitter Voltage	V_{CE0}	150	
Emitter - Base Voltage	V_{EB0}	5	
Collector Current - Continuous	I_C	50	mA
Base Current	I_B	10	
Collector Power Dissipation	P_C	500	mW
		1	W
Junction Temperature	T_J	150	$^\circ\text{C}$
Storage Temperature Range	T_{stg}	-55 to 150	

■ Electrical Characteristics $T_a = 25^\circ\text{C}$

Parameter	Symbol	Test Conditions	Min	Typ	Max	Unit
Collector-base breakdown voltage	V_{CB0}	$I_C = 100 \mu\text{A}, I_E = 0$	200			V
Collector-emitter breakdown voltage	V_{CE0}	$I_C = 1 \text{ mA}, I_B = 0$	150			
Emitter - base breakdown voltage	V_{EB0}	$I_E = 100 \mu\text{A}, I_C = 0$	5			
Collector-base cut-off current	I_{CBO}	$V_{CB} = 200 \text{ V}, I_E = 0$			100	nA
Emitter cut-off current	I_{EBO}	$V_{EB} = 5 \text{ V}, I_C = 0$			100	
Collector-emitter saturation voltage	$V_{CE(sat)}$	$I_C = 10 \text{ mA}, I_B = 1 \text{ mA}$			0.5	V
Base - emitter saturation voltage	$V_{BE(sat)}$	$I_C = 10 \text{ mA}, I_B = 1 \text{ mA}$			1.2	
Base - emitter voltage	V_{BE}	$V_{CE} = 5 \text{ V}, I_C = 30 \text{ mA}$			1	
DC current gain	h_{FE}	$V_{CE} = 5 \text{ V}, I_C = 10 \text{ mA}$	70		240	
Collector output capacitance	C_{ob}	$V_{CB} = 10 \text{ V}, I_E = 0, f = 1 \text{ MHz}$			5	pF
Transition frequency	f_T	$V_{CE} = 30 \text{ V}, I_C = 10 \text{ mA}$		120		MHz

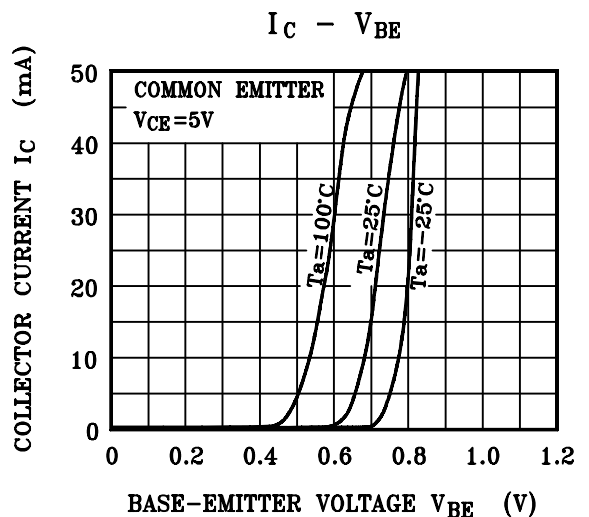
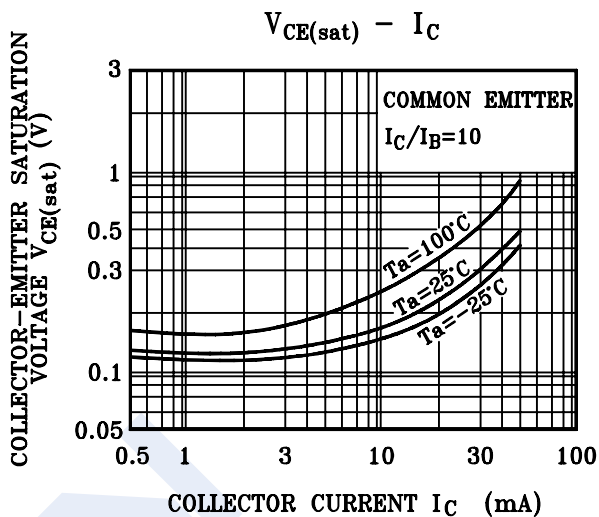
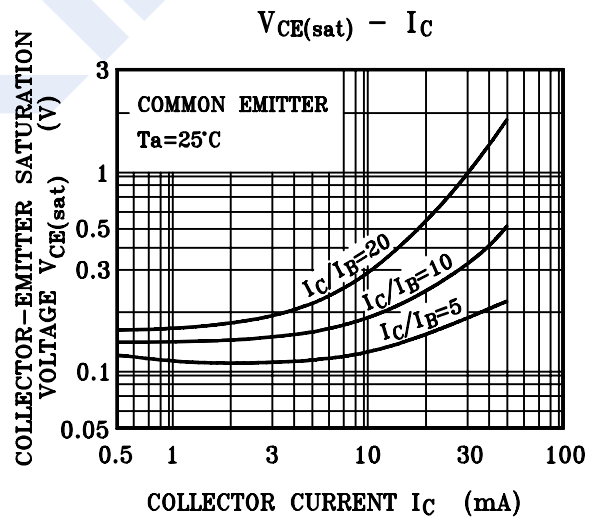
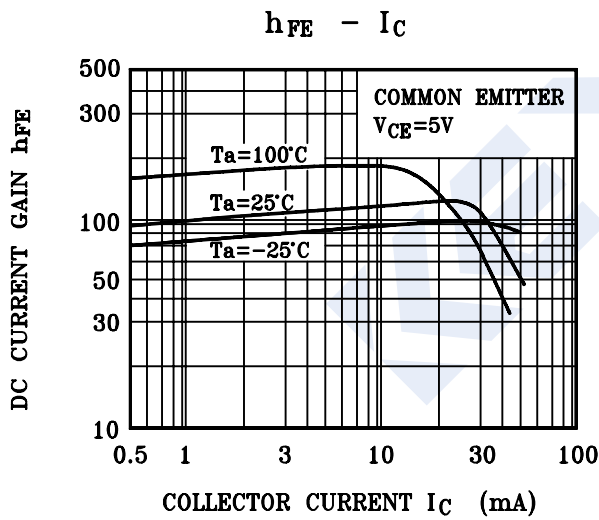
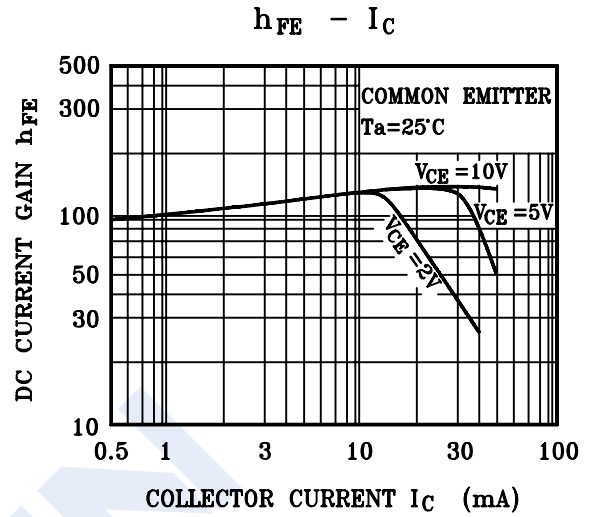
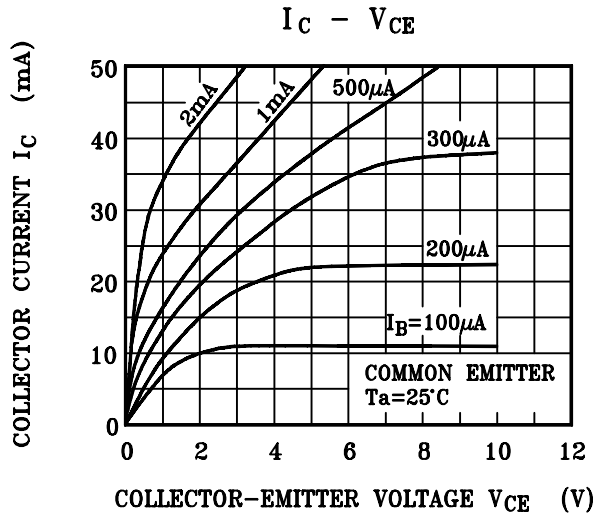
■ Classification of h_{FE}

Type	KTC4372-O	KTC4372-Y
Range	70-140	120-240
Marking	AO	AY

NPN Transistors

KTC4372

■ Typical Characteristics



NPN Transistors

KTC4372

■ Typical Characteristics

