



Shanghai Lunsure Electronic
Technology Co.,Ltd
Tel:0086-21-37185008
Fax:0086-21-57152769

**R1200F
THRU
R2000F**

Features

- Low Cost
- Low Leakage
- Low Forward Voltage Drop
- High Current Capability
- High Voltage
- Fast Switching For Higher Efficiency

**500 Milliamp High
Voltage Fast Recovery
Silicon Rectifier
1200 to 2000 Volts**

Maximum Ratings

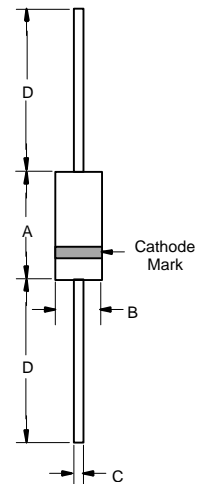
- Operating Temperature: -55°C to +150°C
- Storage Temperature: -55°C to +150°C

Catalog Number	Device Marking	Maximum Recurrent Peak Reverse Voltage	Maximum RMS Voltage	Maximum DC Blocking Voltage
R1200F	---	1200V	840V	1200V
R1500F	---	1500V	1050V	1500V
R1800F	---	1800V	1260V	1800V
R2000F	---	2000V	1400V	2000V

Electrical Characteristics @ 25°C Unless Otherwise Specified

Average Forward Current	$I_{F(AV)}$	500mA	$T_A = 50^\circ\text{C}$
Peak Forward Surge Current	I_{FSM}	30A	8.3ms, half sine
Maximum Instantaneous Forward Voltage R1200F-R1800F R2000F	V_F	2.4V 4.0V	$I_{FM} = 0.5A;$ $T_A = 50^\circ\text{C}$
Maximum DC Reverse Current At Rated DC Blocking Voltage	I_R	5.0μA 50μA	$T_A = 25^\circ\text{C}$ $T_A = 100^\circ\text{C}$
Typical Junction Capacitance	C_J	30pF	Measured at 1.0MHz, $V_R=4.0V$
Maximum Reverse Recovery Time	T_{rr}	500nS	

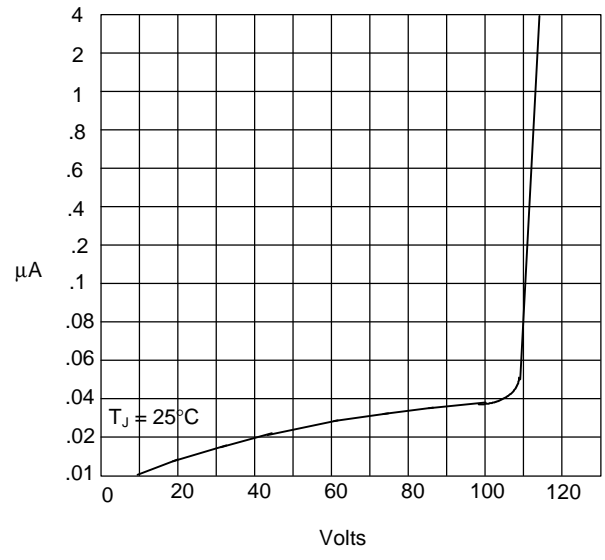
DO-41



DIM	DIMENSIONS				NOTE
	INCHES		MM		
A	.166	.205	4.10	5.20	
B	.080	.107	2.00	2.70	
C	.028	.034	.70	.90	
D	1.000	---	25.40	---	

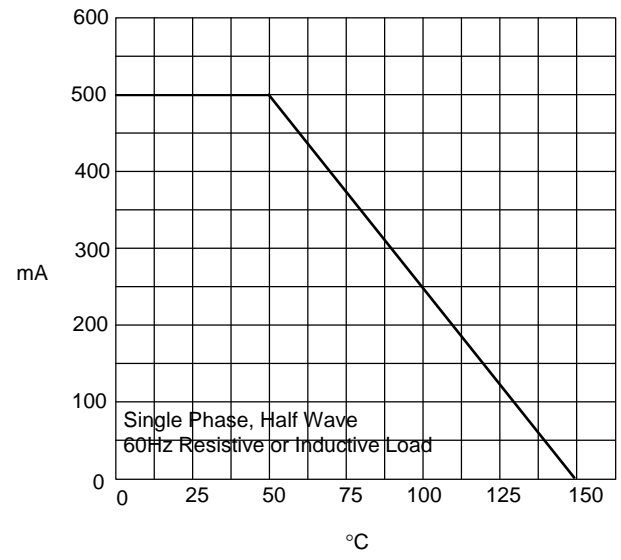
R1200F thru R2000F

Figure 1
Typical Reverse Characteristics



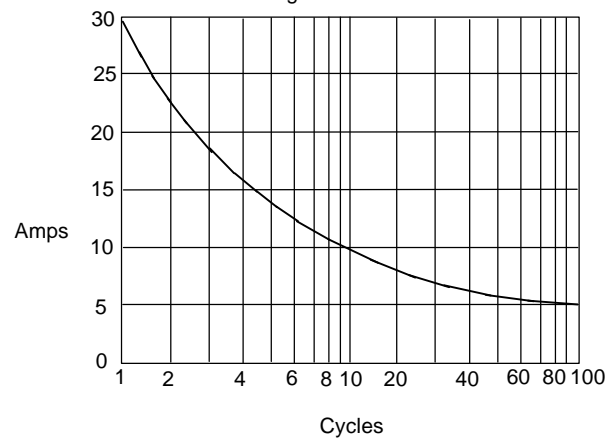
Instantaneous Reverse Current - Micro Amperes versus Percent Of Rated Peak Reverse Voltage - Volts

Figure 2
Forward Derating Curve



Average Forward Rectified Current - Amperes versus Ambient Temperature - °C

Figure 3
Peak Forward Surge Current



Peak Forward Surge Current - Amperes versus Number Of Cycles At 60Hz - Cycles